



Synonym

Activin receptor type IIA,ACTRIIA

Source

Human Activin RIIA Protein, His Tag(ACA-H5243) is expressed from human 293 cells (HEK293). It contains AA Ala 20 - Pro 135 (Accession # [P27037-1](#)).

Molecular Characterization

Poly-his ACVR2A(Ala 20 - Pro 135)
P27037-1

This protein carries a polyhistidine tag at the N-terminus.

The protein has a calculated MW of 15.4 kDa. The protein migrates as 29-35 kDa when calibrated against [Star Ribbon Pre-stained Protein Marker](#) under reducing (R) condition (SDS-PAGE) due to glycosylation.

Endotoxin

Less than 1.0 EU per µg by the LAL method.

Purity

>90% as determined by SDS-PAGE.

>90% as determined by SEC-MALS.

Formulation

Lyophilized from 0.22 µm filtered solution in PBS, pH7.4 with trehalose as protectant.

Contact us for customized product form or formulation.

Reconstitution

Please see Certificate of Analysis for specific instructions.

For best performance, we strongly recommend you to follow the reconstitution protocol provided in the CoA.

Storage

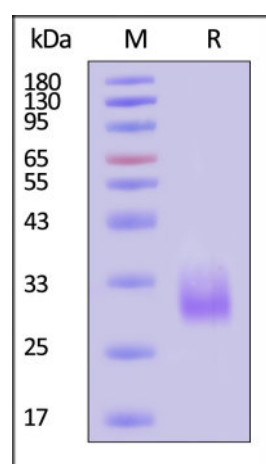
For long term storage, the product should be stored at lyophilized state at -20°C or lower.

Please avoid repeated freeze-thaw cycles.

This product is stable after storage at:

- -20°C to -70°C for 12 months in lyophilized state;
- -70°C for 3 months under sterile conditions after reconstitution.

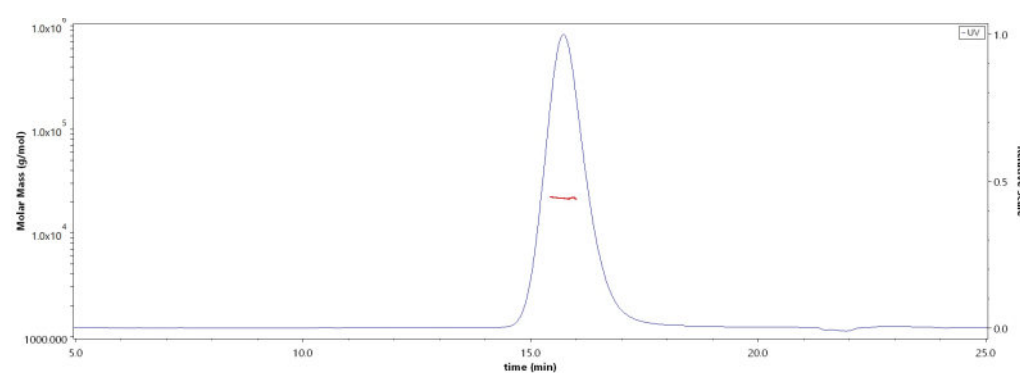
SDS-PAGE



Human Activin RIIA Protein, His Tag on SDS-PAGE under reducing (R) condition. The gel was stained with Coomassie Blue. The purity of the protein is greater than 90% (With [Star Ribbon Pre-stained Protein Marker](#)).

Bioactivity-SPR

SEC-MALS

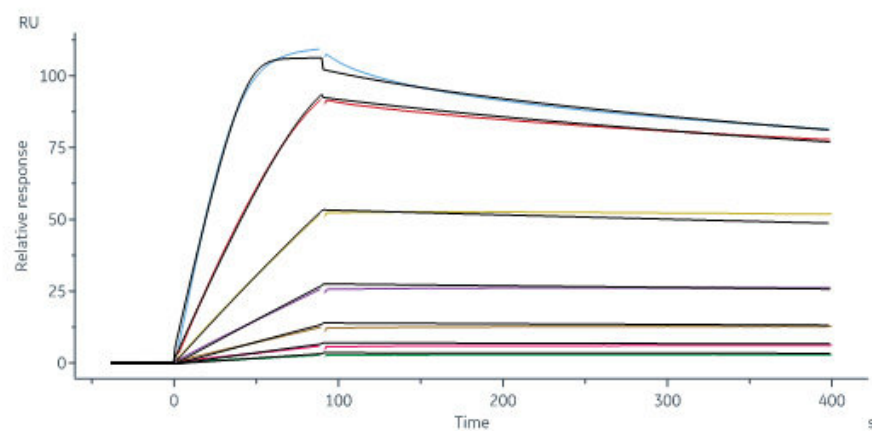


The purity of Human Activin RIIA Protein, His Tag (Cat. No. ACA-H5243) is more than 90% and the molecular weight of this protein is around 18-28 kDa verified by SEC-MALS.

[Report](#)

Discounts, Gifts,
and more!





Human Activin RIIA Protein, His Tag (Cat. No. ACA-H5243) immobilized on CM5 Chip can bind Human Activin A Protein, premium grade (Cat. No. ACA-H5314) with an affinity constant of 85.9 pM as determined in a SPR assay (Biacore 8K) (QC tested).

Background

Activin receptor type-2A (ACVR2A) is also known as Activin receptor type IIA, ACTR-IIA, ACTRIIA and ACVR2, which is single-pass type I membrane protein. ACVR2A belongs to the protein kinase superfamily, TKL Ser/Thr protein kinase family and TGFB receptor subfamily. On ligand binding, ACVR2A can form a receptor complex consisting of two type II and two type I transmembrane serine/threonine kinases. Type II receptors phosphorylate and activate type I receptors which autophosphorylate, then bind and activate SMAD transcriptional regulators. ACVR2A is Receptor for activin A, activin B and inhibin A as well. Several type I I activin receptors have been identified and bind to different activins with different affinities.

Clinical and Translational Updates

Discounts, Gifts,
and more!

