



Synonym

B7-H7,HHLA2,B7 Homolog 7

Source

Biotinylated Human B7-H7 Protein, Fc,Avitag(B77-H82F3) is expressed from human 293 cells (HEK293). It contains AA Ile 23 - Asn 344 (Accession # [Q9UM44-1](#)).

Predicted N-terminus: Ile 23

Molecular Characterization

B7-H7(Ile 23 - Asn 344) Q9UM44-1	Fc(Pro 100 - Lys 330) P01857	Avi
-------------------------------------	---------------------------------	-----

This protein carries a human IgG1 Fc tag at the C-terminus, followed by an Avi tag (Avitag™).

The protein has a calculated MW of 65.1 kDa. The protein migrates as 70-90 kDa under reducing (R) condition (SDS-PAGE) due to glycosylation.

Labeling

Biotinylation of this product is performed using Avitag™ technology. Briefly, the single lysine residue in the Avitag is enzymatically labeled with biotin.

Protein Ratio

Passed as determined by the HABA assay / binding ELISA.

Endotoxin

Less than 1.0 EU per µg by the LAL method.

Purity

>95% as determined by SDS-PAGE.

>90% as determined by SEC-MALS.

Formulation

Lyophilized from 0.22 µm filtered solution in 50 mM Tris, 100 mM Glycine, 25 mM Arginine, 150 mM NaCl with trehalose as protectant.

Contact us for customized product form or formulation.

Reconstitution

Please see Certificate of Analysis for specific instructions.

For best performance, we strongly recommend you to follow the reconstitution protocol provided in the CoA.

Storage


For long term storage, the product should be stored at lyophilized state at -20°C or lower.

Please avoid repeated freeze-thaw cycles.

This product is stable after storage at:

- -20°C to -70°C for 12 months in lyophilized state;
- -70°C for 3 months under sterile conditions after reconstitution.

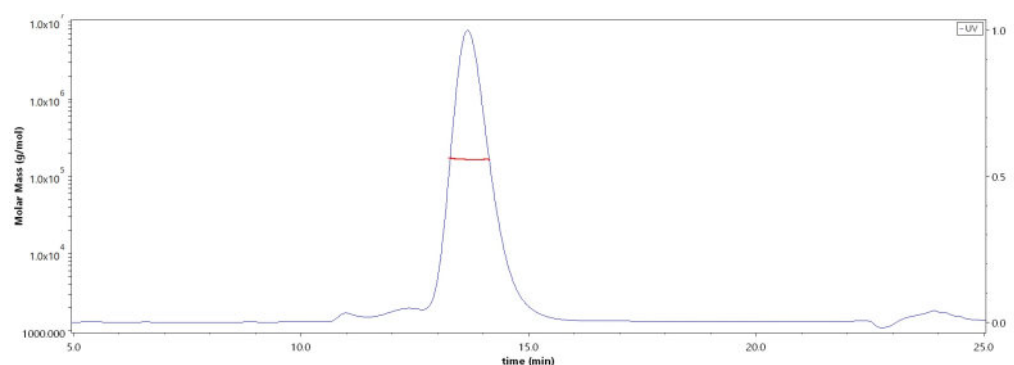
SDS-PAGE



Biotinylated Human B7-H7 Protein, Fc,Avitag on SDS-PAGE under reducing (R) condition. The gel was stained with Coomassie Blue. The purity of the protein is greater than 95%.

Bioactivity-ELISA

SEC-MALS

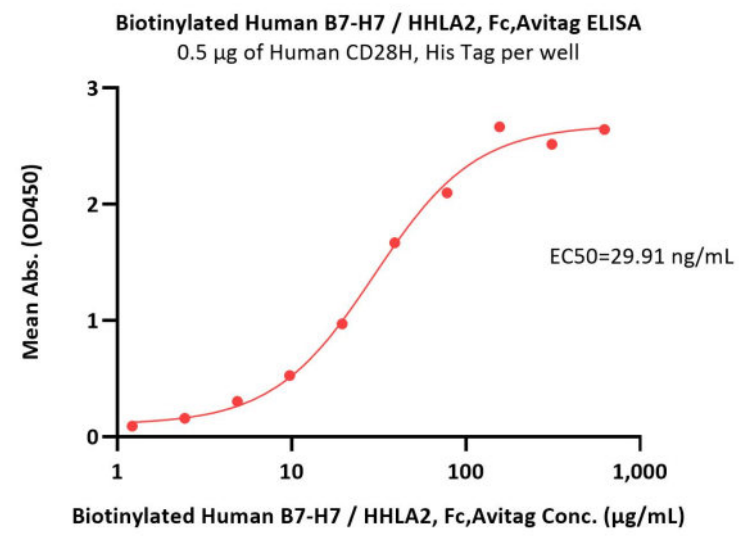
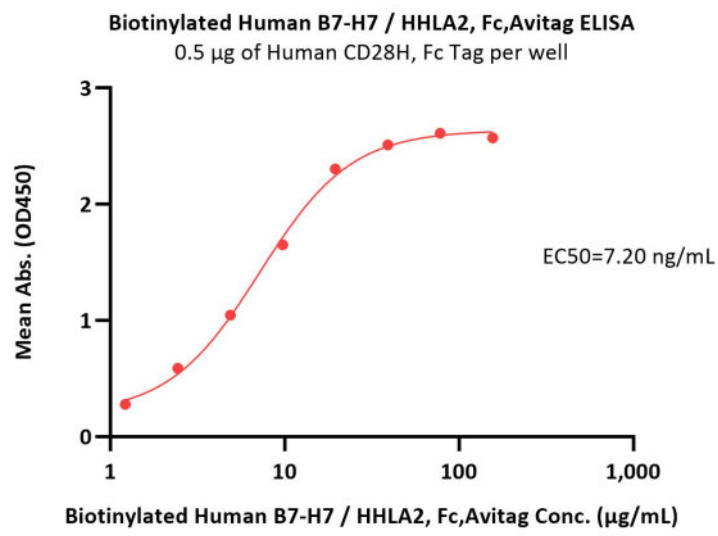


The purity of Biotinylated Human B7-H7 Protein, Fc,Avitag (Cat. No. B77-H82F3) is more than 90% and the molecular weight of this protein is around 155-175kDa verified by SEC-MALS.

[Report](#)

Discounts, Gifts,
and more!





Immobilized Human CD28H, Fc Tag (Cat. No. CDH-H5251) at 5 µg/mL (100 µL/well) can bind Biotinylated Human B7-H7 Protein, Fc,Avitag (Cat. No. B77-H82F3) with a linear range of 1-20 ng/mL (QC tested).

Immobilized Human CD28H, His Tag (Cat. No. CDH-H52H3) at 5 µg/mL (100 µL/well) can bind Biotinylated Human B7-H7 Protein, Fc,Avitag (Cat. No. B77-H82F3) with a linear range of 1-78 ng/mL (Routinely tested).

Background

B7-H7 (HHLA2) is a newly identified B7 family member that regulates human T-cell functions. B7-H7 was previously known as human endogenous retrovirus-H long terminal repeat associating 2 (HHLA2) with unidentified function. Recently, B7-H7 has been identified as a specific ligand for human CD28H. The B7-H7-CD28H pathway strongly promoted CD4⁺ T-cell proliferation and cytokine production via an AKT-dependent signaling cascade in the presence of TCR signaling, suggesting B7-H7 comprises a new co-stimulatory pathway. The first IgV domain of B7-H7, which presumably binds to a putative receptor, shows the highest homology to other B7 family members.

Clinical and Translational Updates

Discounts, Gifts,
and more!

