



Synonym

CD48, BCM1, SLAMF2, BLAST, BLAST1, MEM-102, TCT.1, BCM-1, SLAMF-2, BLAST-1

Source

Human CD48, Fc Tag(BC1-H5255) is expressed from human 293 cells (HEK293). It contains AA Gln 27 - Ser 220 (Accession # [P09326-1](#)).
Predicted N-terminus: Gln 27

Molecular Characterization

CD48(Gln 27 - Ser 220) P09326-1	Fc(Pro 100 - Lys 330) P01857
------------------------------------	---------------------------------

This protein carries a human IgG1 Fc tag at the C-terminus.

The protein has a calculated MW of 49.0 kDa. The protein migrates as 65-80 kDa when calibrated against [Star Ribbon Pre-stained Protein Marker](#) under reducing (R) condition (SDS-PAGE) due to glycosylation.

Endotoxin

Less than 1.0 EU per µg by the LAL method.

Purity

>95% as determined by SDS-PAGE.

Formulation

Lyophilized from 0.22 µm filtered solution in Tris with Glycine, Arginine and NaCl, pH7.5 with trehalose as protectant.

Contact us for customized product form or formulation.

Reconstitution

Please see Certificate of Analysis for specific instructions.

For best performance, we strongly recommend you to follow the reconstitution protocol provided in the CoA.

Storage

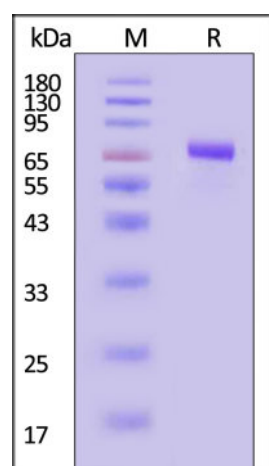
For long term storage, the product should be stored at lyophilized state at -20°C or lower.

Please avoid repeated freeze-thaw cycles.

This product is stable after storage at:

- -20°C to -70°C for 12 months in lyophilized state;
- -70°C for 3 months under sterile conditions after reconstitution.

SDS-PAGE

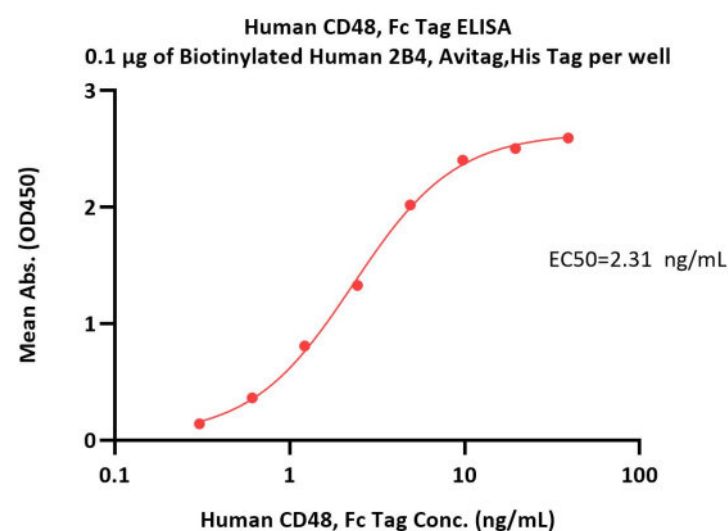
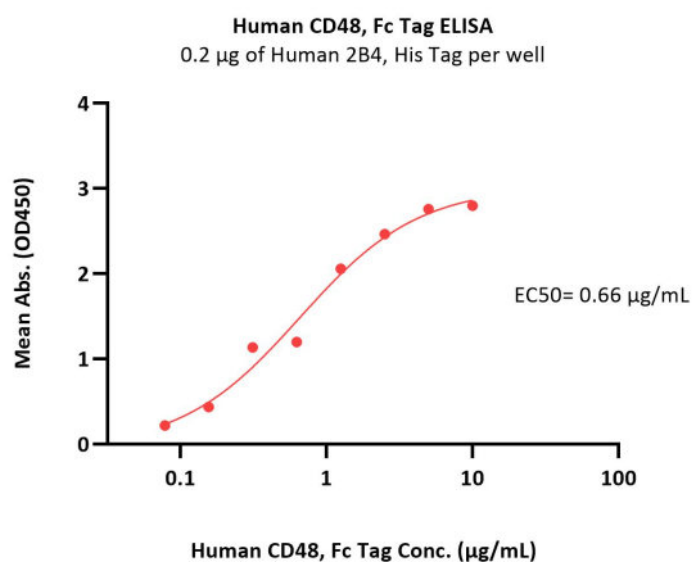


Human CD48, Fc Tag on SDS-PAGE under reducing (R) condition. The gel was stained with Coomassie Blue. The purity of the protein is greater than 95% (With [Star Ribbon Pre-stained Protein Marker](#)).

Bioactivity-ELISA

Discounts, Gifts,
and more!





Immobilized Human 2B4, His Tag (Cat. No. 2B4-H5224) at 2 µg/mL (100 µL/well) can bind Human CD48, Fc Tag (Cat. No. BC1-H5255) with a linear range of 0.08-10 µg/mL (QC tested).

Immobilized Biotinylated Human 2B4, Avitag, His Tag (recommended for biopanning) (Cat. No. 2B4-H82E9) at 1 µg/mL (100 µL/well) on streptavidin precoated (0.2 µg/well) plate, can bind Human CD48, Fc Tag (Cat. No. BC1-H5255) with a linear range of 0.3-5 ng/mL (Routinely tested).

Background

CD48 antigen is also known as Signaling lymphocytic activation molecule 2, SLAM family member 2 (SLAMF2), Leukocyte antigen MEM-102, BCM1 surface antigen, B-lymphocyte activation marker BLAST-1. CD48 is a 65 kDa GPI-linked protein which belongs to the CD2 subfamily of immunoglobulin superfamily molecules. CD48 antigen contains two Ig-like C2-type (immunoglobulin-like) domains and two Ig-like V-type (immunoglobulin-like) domain. CD48 interacts with CD244 in an heterophilic manner. CD48 is ligand for CD2. CD48 might facilitate interaction between activated lymphocytes. CD48 is probably involved in regulating T-cell activation.

Clinical and Translational Updates

Discounts, Gifts,
and more!

