



Synonym

TNFRSF17,CD269,BCM,BCMA

Source

Canine BCMA, His Tag(BCA-C52H3) is expressed from human 293 cells (HEK293). It contains AA Met 1 - Asn 44 (Accession # [A0A8C0N4C4](#)).

Molecular Characterization

BCMA(Met 1 - Asn 44)
A0A8C0N4C4 Poly-his

This protein carries a polyhistidine tag at the C-terminus.

The protein has a calculated MW of 7.1 kDa. The protein migrates as 10-12 kDa under reducing (R) condition (SDS-PAGE) due to glycosylation.

Endotoxin

Less than 1.0 EU per µg by the LAL method.

Purity

>95% as determined by SDS-PAGE.

Formulation

Lyophilized from 0.22 µm filtered solution in PBS, pH7.4 with trehalose as protectant.

Contact us for customized product form or formulation.

Reconstitution

Please see Certificate of Analysis for specific instructions.

For best performance, we strongly recommend you to follow the reconstitution protocol provided in the CoA.

Storage


For long term storage, the product should be stored at lyophilized state at -20°C or lower.

Please avoid repeated freeze-thaw cycles.

This product is stable after storage at:

- -20°C to -70°C for 12 months in lyophilized state;
- -70°C for 3 months under sterile conditions after reconstitution.

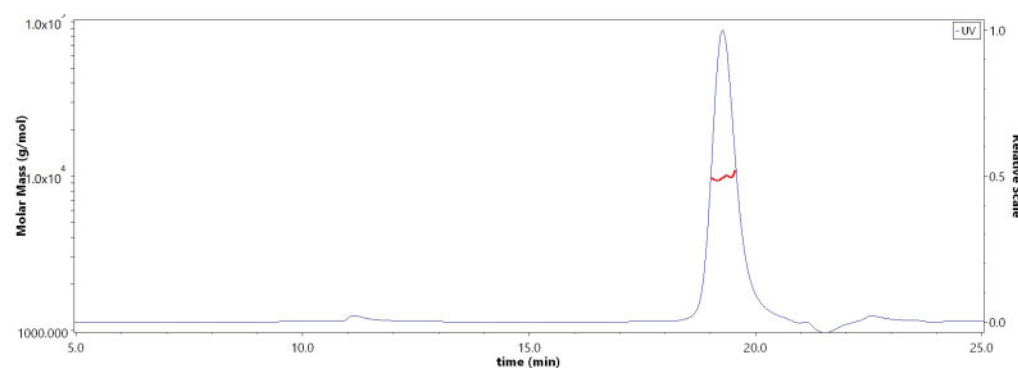
SDS-PAGE



Canine BCMA, His Tag on SDS-PAGE under reducing (R) condition. The gel was stained with Coomassie Blue. The purity of the protein is greater than 95%.

Bioactivity-ELISA

SEC-MALS

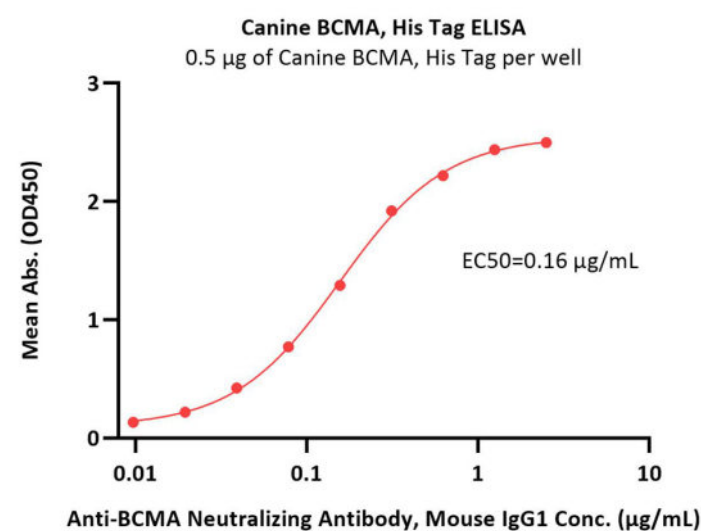
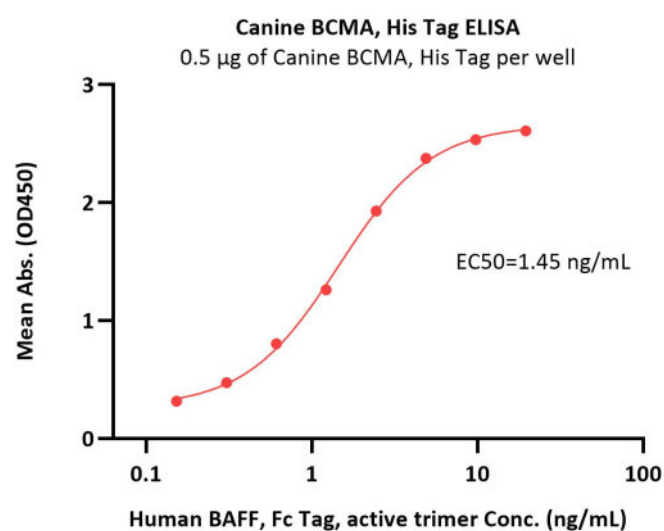


The purity of Canine BCMA, His Tag (Cat. No. BCA-C52H3) is more than 85% and the molecular weight of this protein is around 7-12 kDa verified by SEC-MALS.

[Report](#)

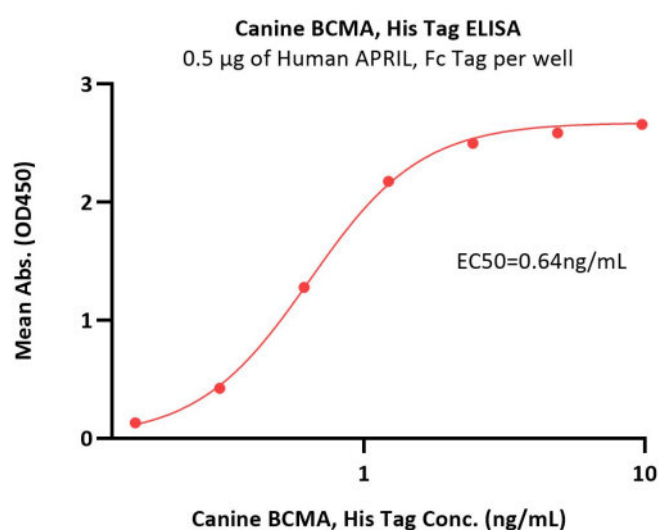
Discounts, Gifts,
and more!





Immobilized Canine BCMA, His Tag (Cat. No. BCA-C52H3) at 5 µg/mL (100 µL/well) can bind Human BAFF, Fc Tag, active trimer (Cat. No. BAF-H5261) with a linear range of 0.2-2 ng/mL (QC tested).

Immobilized Canine BCMA, His Tag (Cat. No. BCA-C52H3) at 5 µg/mL (100 µL/well) can bind Anti-BCMA Neutralizing Antibody, Mouse IgG1 (Cat. No. BCA-M43) with a linear range of 0.02-0.313 µg/mL (Routinely tested).



Immobilized Human APRIL, Fc Tag at 5 µg/mL (100 µL/well) can bind Canine BCMA, His Tag (Cat. No. BCA-C52H3) with a linear range of 0.2-1 ng/mL (Routinely tested).

Background

Tumor necrosis factor receptor superfamily member 17 (TNFRSF17) is also known as B-cell maturation protein (BCMA), CD antigen CD269, which is a member of the TNF-receptor superfamily. TNFRSF17 contains one TNFR-Cys repeat. TNFRSF17 is expressed in mature B-cells, but not in T-cells or monocytes. TNFRSF17 is receptor for TNFSF13B/BLyS/BAFF and TNFSF13/APRIL. TNFRSF17 promotes B-cell survival and plays a role in the regulation of humoral immunity. TNFRSF17 can activate NF-kappa-B and JNK.

Clinical and Translational Updates

Discounts, Gifts,
and more!

