

Synonym

TNFRSF17,CD269,BCM,BCMA

Source

Biotinylated Cynomolgus / Rhesus macaque BCMA, Fc,Avitag (BCA-C82F4) is expressed from human 293 cells (HEK293). It contains AA Met 1 - Ala 53 (Accession # [A0A2K5UD97-1](#)). In the region Met 1 - Ala 53, the AA sequence of Cynomolgus and Rhesus macaque BCMA are homologous.

Predicted N-terminus: Met 1

Molecular Characterization

BCMA(Met 1 - Ala 53) A0A2K5UD97-1	Fc(Glu 99 - Lys 330) P01857	Avi
--------------------------------------	--------------------------------	-----

This protein carries a human IgG1 Fc tag at the C-terminus, followed by a Avi tag (Avitag™)

The protein has a calculated MW of 33.9 kDa. The protein migrates as 42-45 kDa under reducing (R) condition (SDS-PAGE) due to glycosylation.

Labeling

Biotinylation of this product is performed using Avitag™ technology. Briefly, the single lysine residue in the Avitag is enzymatically labeled with biotin.

Protein Ratio

Passed as determined by the HABA assay / binding ELISA.

Endotoxin

Less than 1.0 EU per µg by the LAL method.

Purity

>95% as determined by SDS-PAGE.

Formulation

Lyophilized from 0.22 µm filtered solution in Tris with Glycine, Arginine and NaCl, pH7.5 with trehalose as protectant.

Contact us for customized product form or formulation.

Reconstitution

Please see Certificate of Analysis for specific instructions.

For best performance, we strongly recommend you to follow the reconstitution protocol provided in the CoA.


Storage

For long term storage, the product should be stored at lyophilized state at -20°C or lower.

Please avoid repeated freeze-thaw cycles.

This product is stable after storage at:

- -20°C to -70°C for 12 months in lyophilized state;
- -70°C for 3 months under sterile conditions after reconstitution.

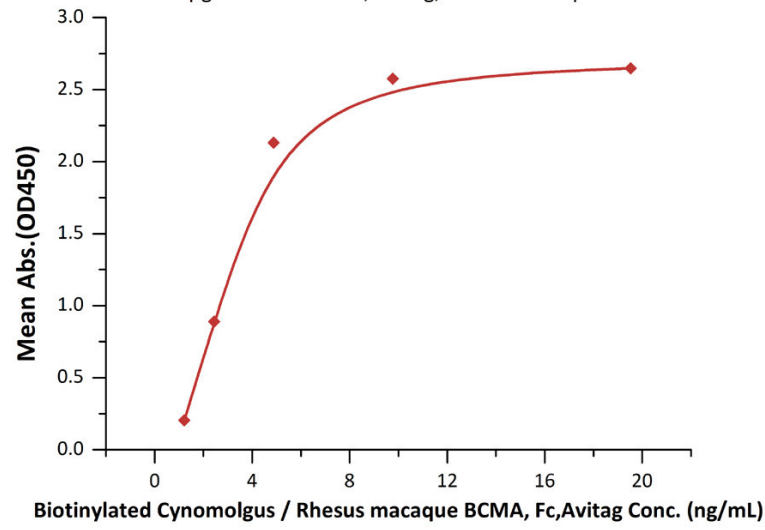
SDS-PAGE

Biotinylated Cynomolgus / Rhesus macaque BCMA, Fc,Avitag on SDS-PAGE under reducing (R) condition. The gel was stained overnight with Coomassie Blue. The purity of the protein is greater than 95%.

Bioactivity-ELISA

Biotinylated Cynomolgus / Rhesus macaque BCMA, Fc,Avitag ELISA

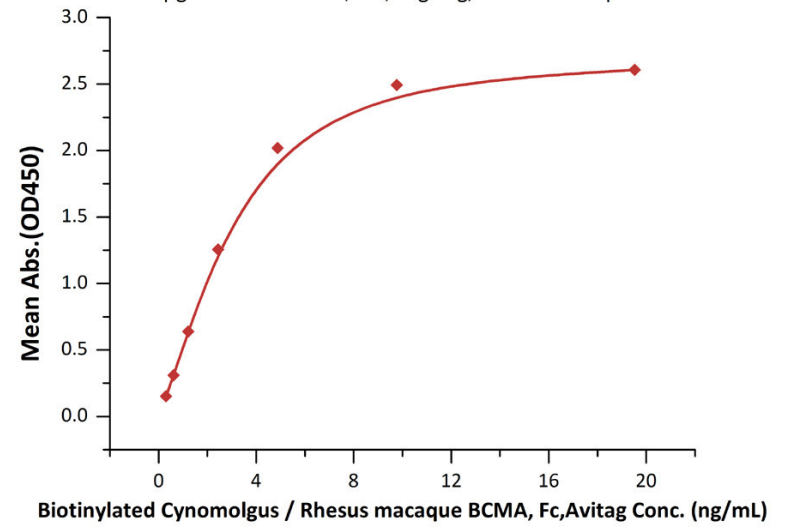
0.5 µg of Human BAFF, Fc Tag, active trimer per well



Immobilized Human BAFF, Fc Tag, active trimer (Cat. No. BAF-H5261) at 5 µg/mL (100 µL/well) can bind Biotinylated Cynomolgus / Rhesus macaque BCMA, Fc,Avitag (Cat. No. BCA-C82F4) with a linear range of 0.1-6 ng/mL (QC tested).

Biotinylated Cynomolgus / Rhesus macaque BCMA, Fc,Avitag ELISA

0.2 µg of Human APRIL, His,Flag Tag, active trimer per well



Immobilized Human APRIL, His,Flag Tag, active trimer (Cat. No. APL-H52D1) at 2 µg/mL (100 µL/well) can bind Biotinylated Cynomolgus / Rhesus macaque BCMA, Fc,Avitag (Cat. No. BCA-C82F4) with a linear range of 0.3-5 ng/mL (Routinely tested).

Background

Tumor necrosis factor receptor superfamily member 17 (TNFRSF17) is also known as B-cell maturation protein (BCMA), CD antigen CD269, which is a member of the TNF-receptor superfamily. TNFRSF17 contains one TNFR-Cys repeat. TNFRSF17 is expressed in mature B-cells, but not in T-cells or monocytes. TNFRSF17 is receptor for TNFSF13B/BLyS/BAFF and TNFSF13/APRIL. TNFRSF17 promotes B-cell survival and plays a role in the regulation of humoral immunity. TNFRSF17 can activate NF-kappa-B and JNK.

Clinical and Translational Updates

Please contact us via TechSupport@acrobiosystems.com if you have any question on this product.