



Synonym

TNFRSF17,CD269,BCM,BCMA

Source

Human BCMA Protein, Llama IgG2b Fc Tag(BCA-H5259) is expressed from human 293 cells (HEK293). It contains AA Met 1 - Ala 54 (Accession # [Q02223-1](#)).

Predicted N-terminus: Met 1

Molecular Characterization

BCMA (Met 1 – Ala 54) Q02223-1	Llama Fc (Glu 1 – Ser 243) AAX73259.1
-----------------------------------	--

This protein carries a llama IgG2b Fc tag at the C-terminus.

The protein has a calculated MW of 33.7 kDa. The protein migrates as 40-47 kDa under reducing (R) condition (SDS-PAGE) due to glycosylation.

Endotoxin

Less than 0.01 EU per µg by the LAL method.

Purity

>90% as determined by SDS-PAGE.

Formulation

Lyophilized from 0.22 µm filtered solution in 50 mM Tris, 100 mM Glycine, 150 mM NaCl, pH7.5 with trehalose as protectant.

Contact us for customized product form or formulation.

Reconstitution

Please see Certificate of Analysis for specific instructions.

For best performance, we strongly recommend you to follow the reconstitution protocol provided in the CoA.

Storage

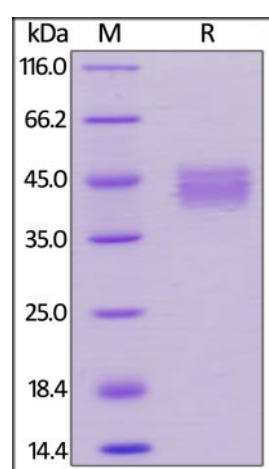
For long term storage, the product should be stored at lyophilized state at -20°C or lower.

Please avoid repeated freeze-thaw cycles.

This product is stable after storage at:

- -20°C to -70°C for 12 months in lyophilized state;
- -70°C for 3 months under sterile conditions after reconstitution.

SDS-PAGE

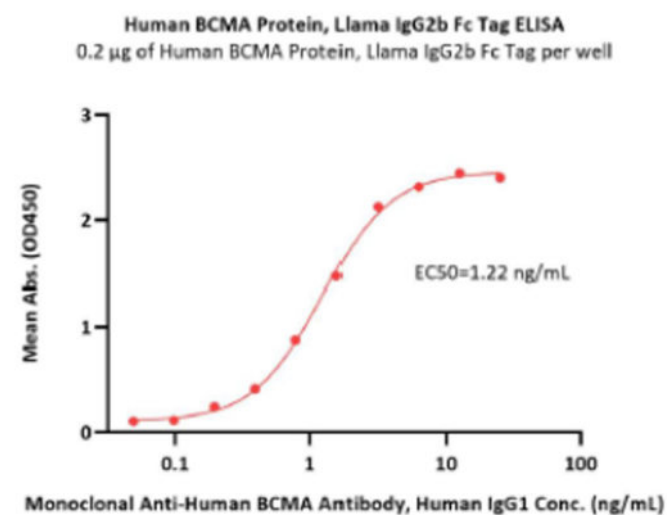
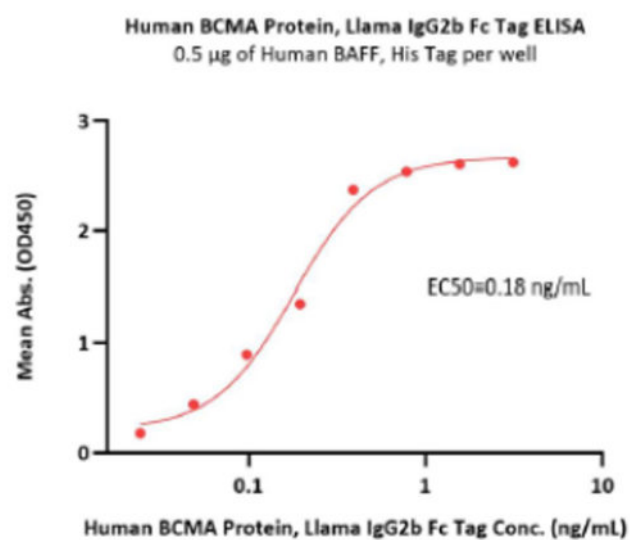


Human BCMA Protein, Llama IgG2b Fc Tag on SDS-PAGE under reducing (R) condition. The gel was stained with Coomassie Blue. The purity of the protein is greater than 90%.

Bioactivity-ELISA

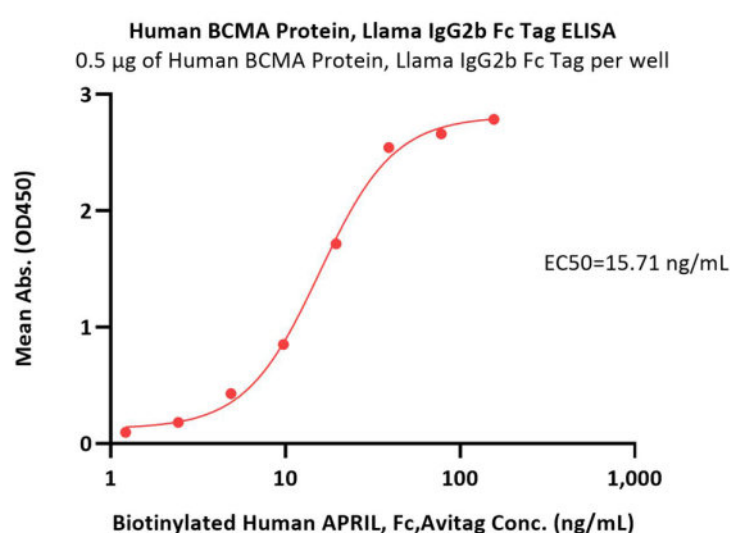
Discounts, Gifts,
and more!





Immobilized Human BAFF, His Tag at 5 µg/mL (100 µL/well) can bind Human BCMA Protein, Llama IgG2b Fc Tag (Cat. No. BCA-H5259) with a linear range of 0.02-0.4 ng/mL (QC tested).

Immobilized Human BCMA Protein, Llama IgG2b Fc Tag (Cat. No. BCA-H5259) at 2 µg/mL (100 µL/well) can bind Anti-Human BCMA Mab with a linear range of 0.4-3 ng/mL (Routinely tested).



Immobilized Human BCMA Protein, Llama IgG2b Fc Tag (Cat. No. BCA-H5259) at 5 µg/mL (100 µL/well) can bind Biotinylated Human APRIL, Fc,Avitag (Cat. No. APL-H82F5) with a linear range of 1-20 ng/mL (Routinely tested).

Background

Tumor necrosis factor receptor superfamily member 17 (TNFRSF17) is also known as B-cell maturation protein (BCMA), CD antigen CD269, which is a member of the TNF-receptor superfamily. TNFRSF17 contains one TNFR-Cys repeat. TNFRSF17 is expressed in mature B-cells, but not in T-cells or monocytes. TNFRSF17 is receptor for TNFSF13B/BLyS/BAFF and TNFSF13/APRIL. TNFRSF17 promotes B-cell survival and plays a role in the regulation of humoral immunity. TNFRSF17 can activate NF-kappa-B and JNK.

Clinical and Translational Updates

Discounts, Gifts,
and more!

