

**Synonym**

CAIX,CA9,CA-IX,G250,MN,P54,58N,pMW1

**Source**

Human Carbonic Anhydrase IX (38-414), His Tag(CA9-H5226) is expressed from human 293 cells (HEK293). It contains AA Gln 38 - Asp 414 (Accession # [Q16790-1](#)).

Predicted N-terminus: Gln 38

**Molecular Characterization**

CA9(Gln 38 - Asp 414) Q16790-1	Poly-his
-----------------------------------	----------

This protein carries a polyhistidine tag at the C-terminus

The protein has a calculated MW of 41.7 kDa. The protein migrates as 45-55 kDa under reducing (R) condition (SDS-PAGE) due to glycosylation.

**Endotoxin**

Less than 1.0 EU per µg by the LAL method.

**Purity**

&gt;90% as determined by SDS-PAGE.

**Formulation**

Lyophilized from 0.22 µm filtered solution in 20 mM MES, 100 mM NaCl, pH6.5 with trehalose as protectant.

Contact us for customized product form or formulation.

**Reconstitution**

Please see Certificate of Analysis for specific instructions.

*For best performance, we strongly recommend you to follow the reconstitution protocol provided in the CoA.*

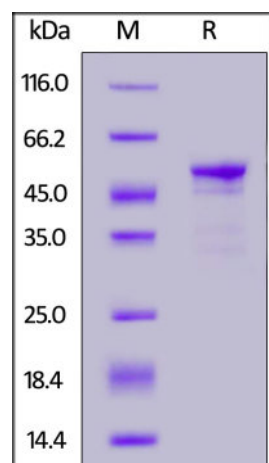
**Storage**

For long term storage, the product should be stored at lyophilized state at -20°C or lower.

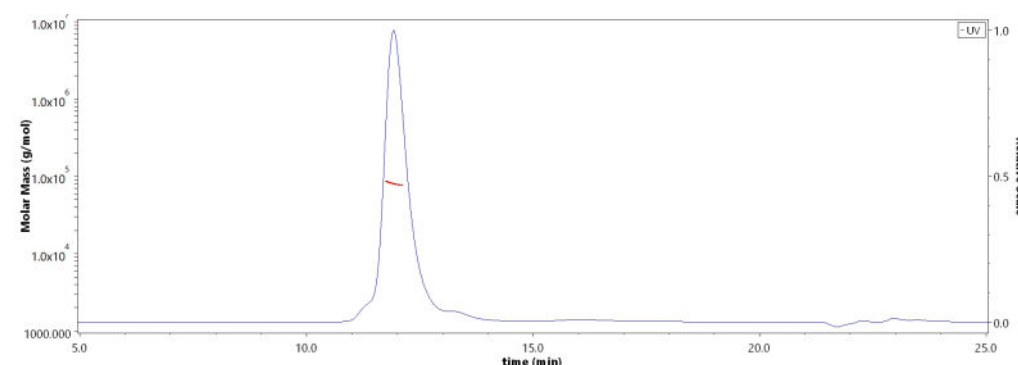
*Please avoid repeated freeze-thaw cycles.*

This product is stable after storage at:

- -20°C to -70°C for 12 months in lyophilized state;
- -70°C for 3 months under sterile conditions after reconstitution.

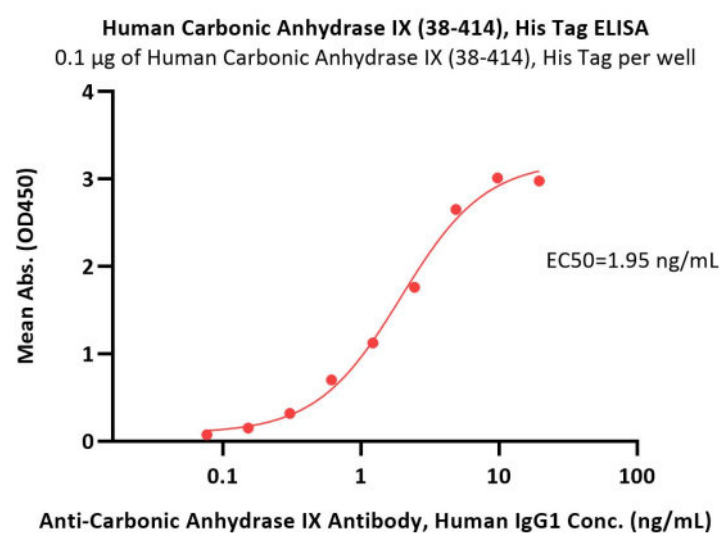
**SDS-PAGE**

Human Carbonic Anhydrase IX (38-414), His Tag on SDS-PAGE under reducing (R) condition. The gel was stained with Coomassie Blue. The purity of the protein is greater than 90%.

**Bioactivity-ELISA****SEC-MALS**

The purity of Human Carbonic Anhydrase IX (38-414), His Tag (Cat. No. CA9-H5226) is more than 85% and the molecular weight of this protein is around 77-94 kDa verified by SEC-MALS.

[Report](#)



Immobilized Human Carbonic Anhydrase IX (38-414), His Tag (Cat. No. CA9-H5226) at 1 µg/mL (100 µL/well) can bind Anti-Carbonic Anhydrase IX Antibody, Human IgG1 with a linear range of 0.08-5 ng/mL (QC tested).

### Bioactivity

The specific activity is >20 pmol/min/µg, as measured with 4-Nitrophenyl acetate (QC tested). One unit is defined as the amount of enzyme that hydrolyze 1.0 p mole of 4-Nitrophenyl acetate to 4-Nitrophenol per minute at pH7.5 at Room temperature.

### Background

Carbonic anhydrases (CAs) are a large family of zinc metalloenzymes. CAs form a family of enzymes that catalyze the rapid interconversion of carbon dioxide and water to bicarbonate and protons (or vice versa), a reversible reaction that occurs rather slowly in the absence of a catalyst. One of the functions of the enzyme in animals is to interconvert carbon dioxide and bicarbonate to maintain acid-base balance in blood and other tissues, and to help transport carbon dioxide out of tissues. The active site of most carbonic anhydrases contains a zinc ion. There are at least five distinct CA families ( $\alpha$ ,  $\beta$ ,  $\gamma$ ,  $\delta$  and  $\epsilon$ ).

Carbonic anhydrase 9 (CA9 / CAIX) is also known as Membrane antigen MN (MN), Renal cell carcinoma-associated antigen G250, which belongs to the alpha-carbonic anhydrase family. CA9 / CAIX with an optimal activity at pH 6.49. Reversible hydration of carbon dioxide. CA IX participates in pH regulation. CA9 may be involved in the control of cell proliferation and transformation. CA-IX appears to be a novel specific biomarker for a cervical neoplasia.

### Clinical and Translational Updates

Please contact us via [TechSupport@acrobiosystems.com](mailto:TechSupport@acrobiosystems.com) if you have any question on this product.