



Synonym

TNFRSF8,CD30,D1S166E,Ki-1

Source

Biotinylated Human CD30, Fc,Avitag(CD0-H82F4) is expressed from human 293 cells (HEK293). It contains AA Phe 19 - Lys 379 (Accession # [NP_001234.2](#)).

Predicted N-terminus: Phe 19

Molecular Characterization

CD30(Phe 19 - Lys 379) NP_001234.2	Fc(Pro 100 - Lys 330) P01857	Avi
---------------------------------------	---------------------------------	-----

This protein carries a human IgG1 Fc tag at the C-terminus, followed by an Avi tag (Avitag™).

The protein has a calculated MW of 66.6 kDa. The protein migrates as 80-115 kDa under reducing (R) condition (SDS-PAGE) due to glycosylation.

Labeling

Biotinylation of this product is performed using Avitag™ technology. Briefly, the single lysine residue in the Avitag is enzymatically labeled with biotin.

Protein Ratio

Passed as determined by the HABA assay / binding ELISA.

Endotoxin

Less than 0.1 EU per µg by the LAL method.

Purity

>90% as determined by SDS-PAGE.

>90% as determined by SEC-MALS.

Formulation

Lyophilized from 0.22 µm filtered solution in 50 mM Tris, 100 mM Glycine, 25 mM Arginine, 150 mM NaCl, pH7.5 with trehalose as protectant.

Contact us for customized product form or formulation.

Reconstitution

Please see Certificate of Analysis for specific instructions.

For best performance, we strongly recommend you to follow the reconstitution protocol provided in the CoA.

Storage


For long term storage, the product should be stored at lyophilized state at -20°C or lower.

Please avoid repeated freeze-thaw cycles.

This product is stable after storage at:

- -20°C to -70°C for 12 months in lyophilized state;
- -70°C for 3 months under sterile conditions after reconstitution.

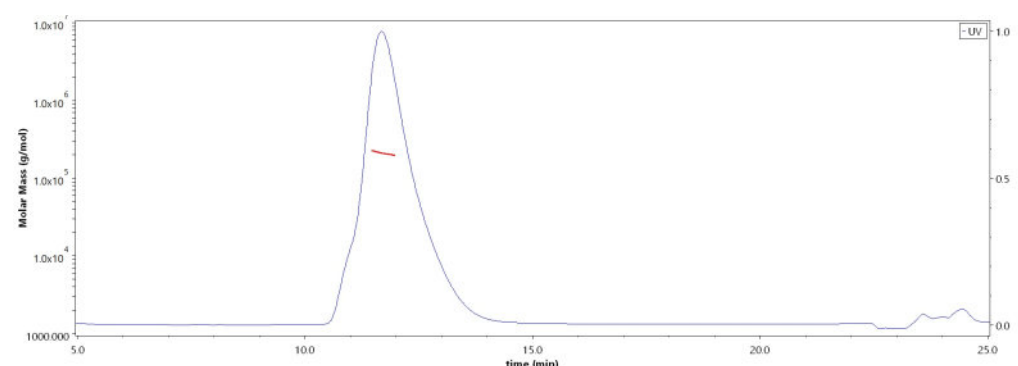
SDS-PAGE



Biotinylated Human CD30, Fc,Avitag on SDS-PAGE under reducing (R) condition. The gel was stained with Coomassie Blue. The purity of the protein is greater than 90%.

Bioactivity-ELISA

SEC-MALS

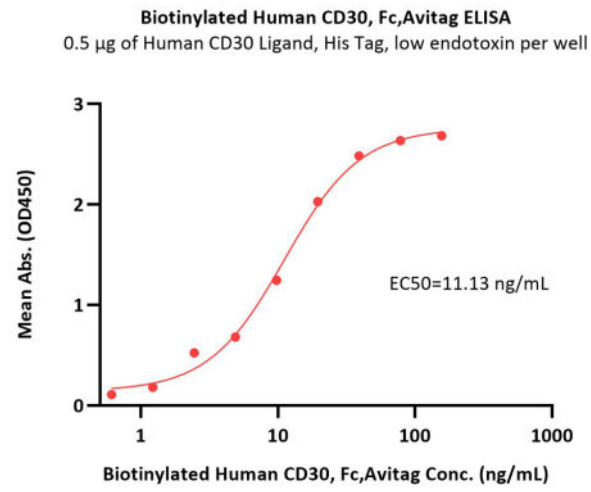


The purity of Biotinylated Human CD30, Fc,Avitag (Cat. No. CD0-H82F4) is more than 90% and the molecular weight of this protein is around 187-228 kDa verified by SEC-MALS.

[Report](#)

Discounts, Gifts,
and more!





Immobilized Human CD30 Ligand, His Tag, low endotoxin (Cat. No. CDL-H524b) at 5 µg/mL (100 µL/well) can bind Biotinylated Human CD30, Fc,Avitag (Cat. No. CD0-H82F4) with a linear range of 0.6-20 ng/mL (QC tested).

Background

Human CD30 is also known as TNFRSF8, is a cell membrane protein of the tumor necrosis factor receptor family and tumor marker. TNFRSF-8 is expressed by activated, but not by resting, T and B cells. Also, CD30 is expressed on classical Hodgkin Lymphoma cells together with CD15. CD30 is the receptor for TNFSF8/CD30L. CD30 can interact with TRAF2 and TRAF5, and mediate the signal transduction that leads to the activation of NF-kappa-B. TNFRSF8 may play a role in the regulation of cellular growth and transformation of activated lymphoblasts. TNFRSF8 is a positive regulator of apoptosis, and also has been shown to limit the proliferative potential of autoreactive CD8 effector T cells and protect the body against autoimmunity.

Clinical and Translational Updates

Discounts, Gifts,
and more!

