

Human CD81 Full Length Protein (VLP)

Catalog # CD1-H52P5



BIOSYSTEMS
Acro

Synonym

CVID6, S5.7, TAPA1, TSPAN28

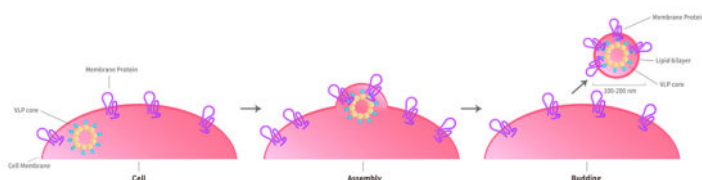
Source

Human CD81 Full Length Protein-VLP(CD1-H52P5) is expressed from human 293 cells (HEK293). It contains AA Gly 2 - Tyr 236 (Accession # [P60033](#)).

Predicted N-terminus: Asp

Molecular Characterization

Virus-like particles(VLPs) are formed by self-assembly of envelop/capsid proteins from viruses. Membrane Proteins can be constituted in-situ with VLPs produced from HEK293 cell cultures. These VLPs concentrate conformationally intact membrane proteins directly on the cell surface and produce soluble, high-concentration proteins perfect for immunization and antibody screening.



The VLPs provide the display of properly folded membrane proteins in their native cellular membrane in a compact size of 100~300 nm diameter (similar to the size of most viruses) making it optimal targets for dendritic cells in vivo and surface attachment for phage display.

Endotoxin

Less than 1.0 EU per µg by the LAL method.

Formulation

The VLPs are highly immunogenic, so the immunization strategy should be optimized (antigen dose, regimen and adjuvant).

Supplied as 0.2 µm filtered solution in PBS, Arginine, pH7.4 with trehalose as protectant.

Contact us for customized product form or formulation.

Shipping

This product is supplied and shipped with dry ice, please inquire the shipping cost.

Storage

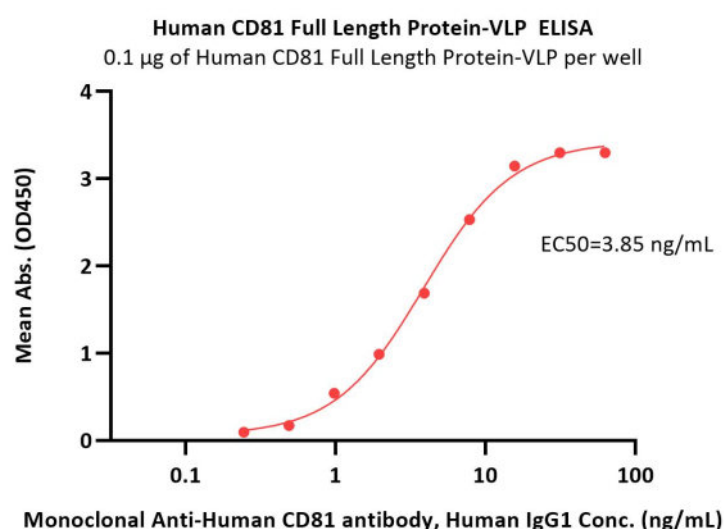
Please avoid repeated freeze-thaw cycles.

This product is stable after storage at:

- The product MUST be stored at -70°C or lower upon receipt;
- -70°C for 12 months under sterile conditions.

*The isotype control of empty/mock VLP (Cat. No. [VLP-N5213](#)) is sold separately and not included in protein, you can follow [this link](#) for product information.

Bioactivity-ELISA



Immobilized Human CD81 Full Length Protein-VLP (Cat. No. CD1-H52P5) at 1 µg/mL (100 µL/well) can bind Monoclonal Anti-Human CD81 antibody, Human IgG1 with a linear range of 0.24-8 ng/mL (QC tested).

Identity-DLS

Discounts, Gifts,
and more!



➔ www.acrobiosystems.com

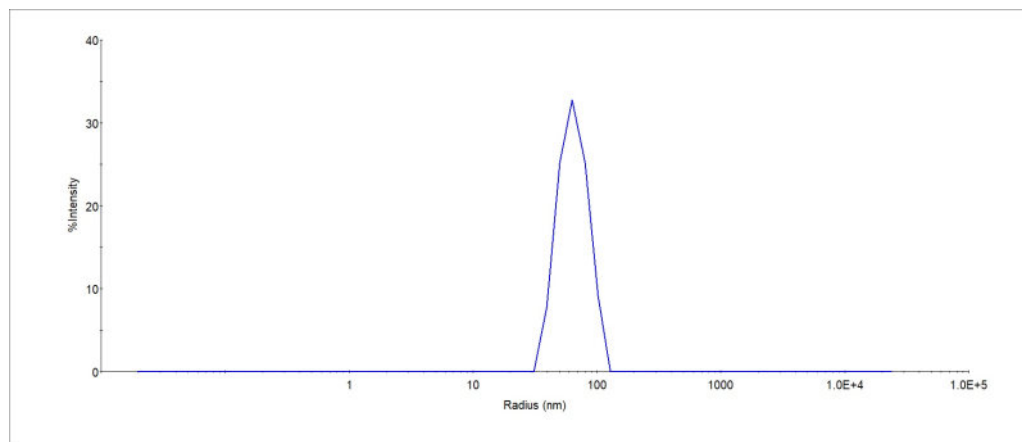
2/8/2024

Human CD81 Full Length Protein (VLP)

Catalog # CD1-H52P5



BIOSYSTEMS
Acro
Surprise Inside!



The mean peak Radius of VLP is 60-75 nm with more than 95% intensity as determined by dynamic light scattering (DLS).

Background

The protein encoded by this gene is a member of the transmembrane 4 superfamily, also known as the tetraspanin family. Most of these members are cell-surface proteins that are characterized by the presence of four hydrophobic domains. The proteins mediate signal transduction events that play a role in the regulation of cell development, activation, growth and motility. This encoded protein is a cell surface glycoprotein that is known to complex with integrins. This protein appears to promote muscle cell fusion and support myotube maintenance. Also it may be involved in signal transduction. This gene is localized in the tumor-suppressor gene region and thus it is a candidate gene for malignancies. Two transcript variants encoding different isoforms have been found for this gene. [provided by RefSeq, Jul 2014]

Clinical and Translational Updates

Discounts, Gifts,
and more!



➤ www.acrobiosystems.com

2/8/2024