

Synonym

CTLA4,CD152

Source

Biotinylated Mouse CTLA-4, His,Avitag(CT4-M82E7) is expressed from human 293 cells (HEK293). It contains AA Glu 36 - Phe 162 (Accession # [P09793-1](#)).

Predicted N-terminus: Glu 36

Molecular Characterization

CTLA-4(Glu 36 - Phe 162)
P09793-1

Poly-his

Avi

This protein carries a polyhistidine tag at the C-terminus, followed by an Avi tag (Avitag™)

The protein has a calculated MW of 17.6 kDa. The protein migrates as 27-33 kDa under reducing (R) condition (SDS-PAGE) due to glycosylation.

Labeling

Biotinylation of this product is performed using Avitag™ technology. Briefly, the single lysine residue in the Avitag is enzymatically labeled with biotin.

Protein Ratio

Passed as determined by the HABA assay / binding ELISA.

Endotoxin

Less than 1.0 EU per µg by the LAL method.

Purity

>90% as determined by SDS-PAGE.

Formulation

Lyophilized from 0.22 µm filtered solution in PBS, pH7.4 with trehalose as protectant.

Contact us for customized product form or formulation.

Reconstitution

Please see Certificate of Analysis for specific instructions.

For best performance, we strongly recommend you to follow the reconstitution protocol provided in the CoA.


Storage

For long term storage, the product should be stored at lyophilized state at -20°C or lower.

Please avoid repeated freeze-thaw cycles.

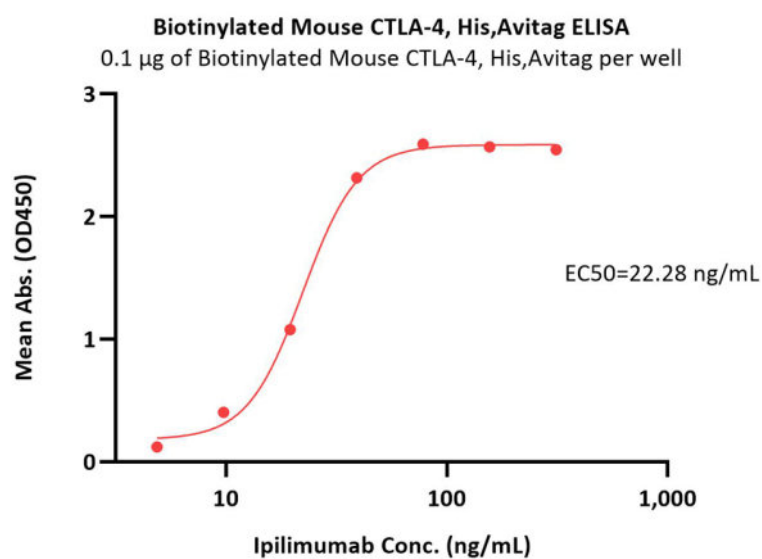
This product is stable after storage at:

- -20°C to -70°C for 12 months in lyophilized state;
- -70°C for 3 months under sterile conditions after reconstitution.

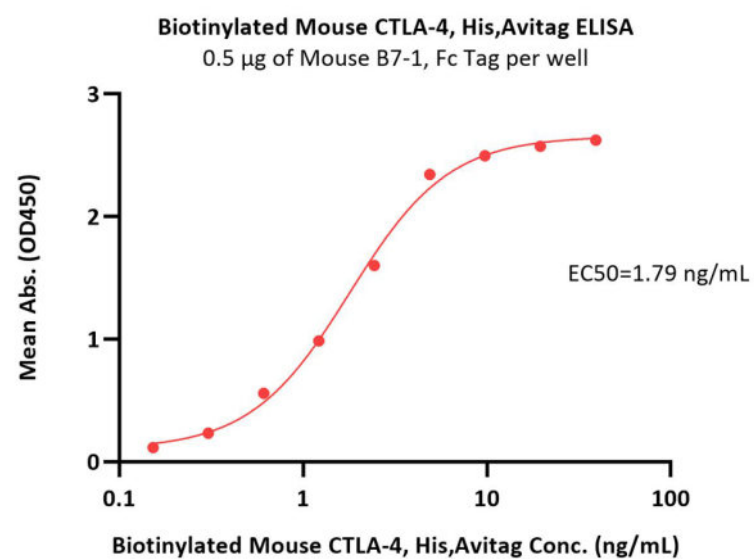
SDS-PAGE

Biotinylated Mouse CTLA-4, His,Avitag on SDS-PAGE under reducing (R) condition. The gel was stained overnight with Coomassie Blue. The purity of the protein is greater than 90%.

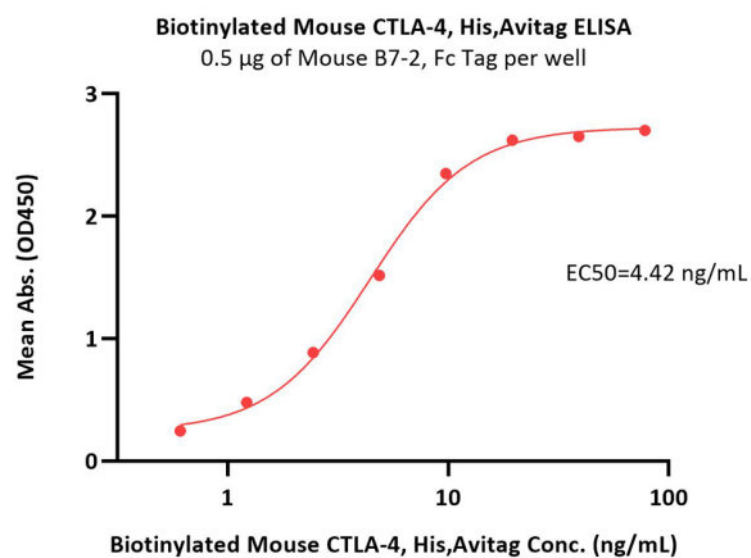
Bioactivity-ELISA



Immobilized Biotinylated Mouse CTLA-4, His,Avitag (Cat. No. CT4-M82E7) at 1 µg/mL (100 µL/well) on Streptavidin (Cat. No. STN-N5116) precoated (0.5 µg/well) plate, can bind Ipilimumab with a linear range of 5-40 ng/mL (QC tested).



Immobilized Mouse B7-1, Fc Tag (Cat. No. CD0-M5259) at 5 µg/mL (100 µL/well) can bind Biotinylated Mouse CTLA-4, His,Avitag (Cat. No. CT4-M82E7) with a linear range of 0.6-5 ng/mL (Routinely tested).



Immobilized Mouse B7-2, Fc Tag (Cat. No. CD6-M5251) at 5 µg/mL (100 µL/well) can bind Biotinylated Mouse CTLA-4, His,Avitag (Cat. No. CT4-M82E7) with a linear range of 0.6-10 ng/mL (Routinely tested).

Background

CTLA-4 (Cytotoxic T-Lymphocyte Antigen 4) is also known as CD152 (Cluster of differentiation 152), is a protein receptor that downregulates the immune system. CTLA4 is a member of the immunoglobulin superfamily, which is expressed on the surface of Helper T cells and transmits an inhibitory signal to T cells. The protein contains an extracellular V domain, a transmembrane domain, and a cytoplasmic tail. Alternate splice variants, encoding different isoforms. CTLA4 is similar to the T-cell co-stimulatory protein, CD28, and both molecules bind to CD80 and CD86, also called B7-1 and B7-2 respectively, on antigen-presenting cells. CTLA4 transmits an inhibitory signal to T cells, whereas CD28 transmits a stimulatory signal. Intracellular CTLA4 is also found in regulatory T cells and may be important to their function. Fusion proteins of CTLA4 and antibodies (CTLA4-Ig) have been used in clinical trials for rheumatoid arthritis.

Clinical and Translational Updates

Please contact us via TechSupport@acrobiosystems.com if you have any question on this product.