



Synonym

LRRC32 & TGF-beta 1,LRRC32&TGFB1

Source

Cynomolgus LRRC32&TGF-beta 1 Heterotrimer Protein, His Tag&Tag Free(GA1-C52W7) is expressed from human 293 cells (HEK293). It contains AA Ala 18 -Asn 627 (LRRC32) & Leu 30 - Ser 390 (TGF-beta 1) (Accession # [A0A2K5X2X9-1](#) (LRRC32) & A0A2K5TJB2|Release 2019_11(TGF-beta 1)). Predicted N-terminus: Ala 18 (LRRC32) & Leu 30 (TGF-beta 1)

Molecular Characterization

Cynomolgus LRRC32&TGFB1 Heterotrimer protein, His Tag&Tag Free (the molar ratio of LRRC32 & TGF-beta 1 equals 1:2) is produced by co-expression of LRRC32 and TGF-beta 1, which has a calculated MW of 68.1 kDa (LRRC32), 28.5 (LAP) and 12.8 kDa (mature TGF-beta 1) respectively. LRRC32 is fused with a polyhistidine tag at the C-terminus and TGF-beta 1 contains no tag. The reducing (R) Heterotrimer protein migrates as 70 kDa (LRRC32), 37-43 kDa (LAP) and 13 kDa (mature TGF-beta 1) due to glycosylation respectively.

Endotoxin

Less than 1.0 EU per µg by the LAL method.

Purity

>90% as determined by SDS-PAGE.

Formulation

Lyophilized from 0.22 µm filtered solution in PBS, pH7.4 with trehalose as protectant.

Contact us for customized product form or formulation.

Reconstitution

Please see Certificate of Analysis for specific instructions.

For best performance, we strongly recommend you to follow the reconstitution protocol provided in the CoA.

Storage

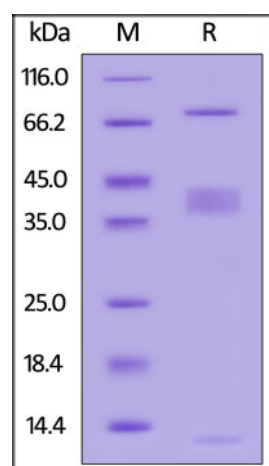
For long term storage, the product should be stored at lyophilized state at -20°C or lower.

Please avoid repeated freeze-thaw cycles.

This product is stable after storage at:

- -20°C to -70°C for 12 months in lyophilized state;
- -70°C for 3 months under sterile conditions after reconstitution.

SDS-PAGE



Cynomolgus LRRC32&TGF-beta 1 Heterotrimer Protein, His Tag&Tag Free on SDS-PAGE under reducing (R) condition. The gel was stained with Coomassie Blue. The purity of the protein is greater than 90%.

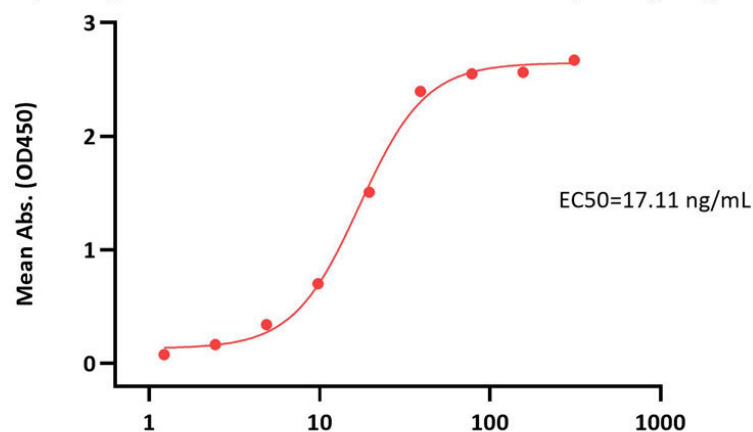
Bioactivity-ELISA

Discounts, Gifts,
and more!





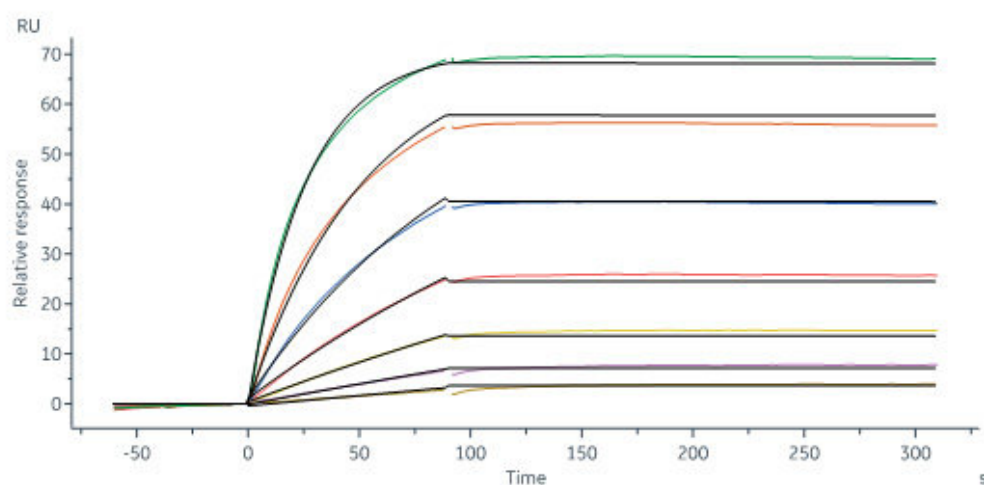
Cynomolgus LRRC32&TGF-beta 1 Heterotrimer Protein, His Tag&Tag Free ELISA
0.1 µg of Cynomolgus LRRC32&TGF-beta 1 Heterotrimer Protein, His Tag&Tag Free per well



Biotinylated Human ITGAV&ITGB6 Heterodimer Protein, His,Avitag&Tag Free Conc. (ng/mL)

Immobilized Cynomolgus LRRC32&TGF-beta 1 Heterotrimer Protein, His Tag&Tag Free (Cat. No. GA1-C52W7) at 1 µg/mL (100 µL/well) can bind Biotinylated Human ITGAV&ITGB6 Heterodimer Protein, His,Avitag&Tag Free (Cat. No. IT6-H82E4) with a linear range of 1-39 ng/mL (QC tested).

Bioactivity-SPR



Anti-LRRC32 antibody captured on Protein A Chip can bind Cynomolgus LRRC32&TGF-beta 1 Heterotrimer Protein, His Tag&Tag Free (Cat. No. GA1-C52W7) with an affinity constant of 51.9 pM as determined in SPR assay (Biacore 8K) (Routinely tested).

Background

GARP (LRRC32) is a transmembrane protein that binds latent-TGF-β1 and tethers it on the Treg surface. and has been proved to promote the activation and secretion of transforming growth factor β (TGF-β). The expression of GARP is highly on the surface activated Tregs and increases the suppressive function of Tregs. Additionally, GARP can bind to latent transforming growth factor β (TGF-β), thus promoting secretion and activation of TGF-β. TGF-β plays a critical rule for homeostasis and function of Tregs. Notably, it has been also observed that fibroblasts and endothelial cell lines that express GARP/latent TGF-β1 complexes do not activate TGF-β1. However, it cannot be excluded that specific stimuli are required to trigger TGF-β1 activation from complexes on the surface of these cell types.

Clinical and Translational Updates

Discounts, Gifts, and more!

