

Biotinylated Human GPRC5D Full Length Protein, Flag,His,Avitag™ (Detergent)

Catalog # GPD-H82D5



BIOSYSTEMS
Acro

Synonym

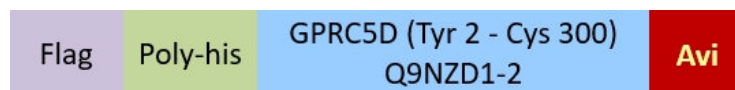
GPRC5D, G-protein coupled receptor family C group 5 member D

Source

Biotinylated Human GPRC5D Full Length Protein, Flag,His,Avitag(GPD-H82D5) is expressed from human 293 cells (HEK293). It contains AA Tyr 2 - Cys 300 (Accession # [Q9NZD1-2](#)).

Predicted N-terminus: Asp

Molecular Characterization



This protein carries a Flag tag at the N-terminus, followed by a polyhistidine tag and an Avi tag (Avitag™) at the C-terminus. The protein has a calculated MW of 40.1 kDa.

Labeling

Biotinylation of this product is performed using Avitag™ technology. Briefly, the single lysine residue in the Avitag is enzymatically labeled with biotin.

Protein Ratio

Passed as determined by the HABA assay / binding ELISA.

Endotoxin

Less than 1.0 EU per µg by the LAL method.

*The DDM/CHS buffer (Cat. No. [DC-11](#)) is sold separately and not included in protein, you can follow [this link](#) for product information.

Purity

>90% as determined by SDS-PAGE.

Formulation

This product is not suitable for cell based experiments due to cytotoxicity of DDM.

DDM and CHS are INDISPENSABLE to keep membrane protein soluble and active, under no circumstance should you remove DDM and CHS.

DDM/CHS buffer (DC-11) is sold separately and not included in protein, and please contact us if you need the buffer.

If glycerol is not compatible to your application, remove glycerol just before immediate experiment, and NEVER store glycerol-free protein solution.

Supplied as 0.2 µm filtered solution in 50 mM HEPES, 150 mM NaCl, DDM, CHS, pH7.5 with glycerol as protectant.

Contact us for customized product form or formulation.

Shipping

This product is supplied and shipped with dry ice, please inquire the shipping cost.

Storage

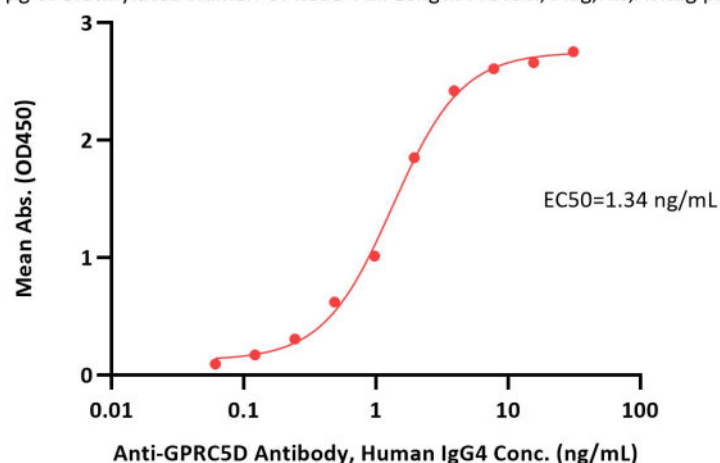
Please avoid repeated freeze-thaw cycles.

This product is stable after storage at:

- The product MUST be stored at -70°C or lower upon receipt;
- -70°C for 3 months under sterile conditions.

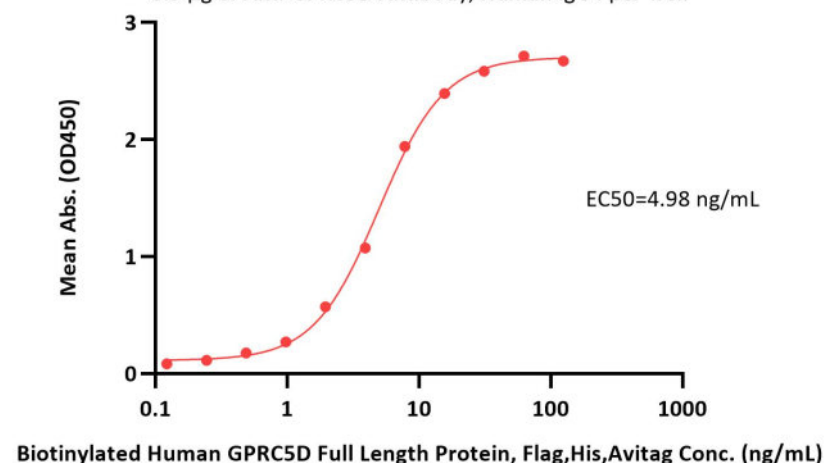
Bioactivity-ELISA

Biotinylated Human GPRC5D Full Length Protein, Flag,His,Avitag ELISA
0.1 µg of Biotinylated Human GPRC5D Full Length Protein, Flag,His,Avitag per well



Immobilized Anti-GPRC5D Antibody, Human IgG4 at 5 µg/mL (100 µL/well) can bind Biotinylated Human GPRC5D Full Length Protein, Flag,His,Avitag (Cat. No. GPD-H82D5) with a linear range of 0.1-16 ng/mL (QC tested).

Biotinylated Human GPRC5D Full Length Protein, Flag,His,Avitag ELISA
0.5 µg of Anti-GPRC5D Antibody, Human IgG4 per well



Immobilized Biotinylated Human GPRC5D Full Length Protein, Flag,His,Avitag (Cat. No. GPD-H82D5) at 1 µg/mL (100 µL/well) on streptavidin (Cat. No. STN-N5116) precoated (0.5 µg/well) plate can bind

Discounts, Gifts,
and more!



Biotinylated Human GPRC5D Full Length Protein, Flag,His,Avitag™ (Detergent)

Catalog # GPD-H82D5



Anti-GPRC5D Antibody, Human IgG4 with a linear range of 0.06-4 ng/mL
(Routinely tested).

Background

G-protein coupled receptor family C group 5 member D (GPRC5D) is a retinoic acid-inducible 40 kDa protein with seven transmembrane segments and a short N terminal extracellular region. Widely expressed in the peripheral system. Expression pattern is high in pancreas, medium in kidney, small intestine, spleen and testis, low in lung, colon, leukocyte, prostate and thymus and not detectable in brain, heart, liver, placenta, skeletal muscle and ovary.

Clinical and Translational Updates

Discounts, Gifts,
and more!

