

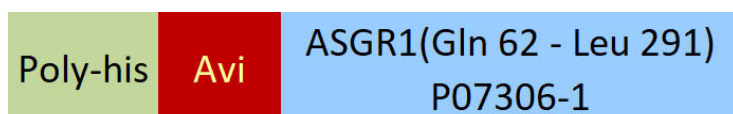
**Synonym**

ASGP-R 1, ASGPR 1, C-type lectin domain family 4 member H1, Hepatic lectin H1, HL-1

**Source**

Biotinylated Human ASGR1 Protein, His,Avitag(GS1-H82Q3) is expressed from human 293 cells (HEK293). It contains AA Gln 62 - Leu 291 (Accession # [P07306-1](#)).

Predicted N-terminus: His

**Molecular Characterization**

This protein carries a polyhistidine tag at the N-terminus, followed by an Avi tag (Avitag™).

The protein has a calculated MW of 33.4 kDa. The protein migrates as 40-45 kDa when calibrated against [Star Ribbon Pre-stained Protein Marker](#) under reducing (R) condition (SDS-PAGE) due to glycosylation.

**Labeling**

*Biotinylation of this product is performed using Avitag™ technology. Briefly, the single lysine residue in the Avitag is enzymatically labeled with biotin.*

**Protein Ratio**

Passed as determined by the HABA assay / binding ELISA.

**Endotoxin**

Less than 1.0 EU per µg by the LAL method.

**Purity**

>95% as determined by SDS-PAGE.

**Formulation**

Lyophilized from 0.22 µm filtered solution in PBS, 0.2 M Arginine, pH7.4 with trehalose as protectant.

Contact us for customized product form or formulation.

**Reconstitution**

Please see Certificate of Analysis for specific instructions.

*For best performance, we strongly recommend you to follow the reconstitution protocol provided in the CoA.*

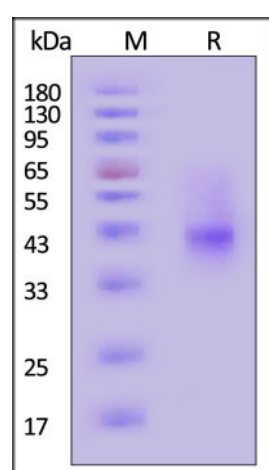
**Storage**

For long term storage, the product should be stored at lyophilized state at -20°C or lower.

*Please avoid repeated freeze-thaw cycles.*

This product is stable after storage at:

- -20°C to -70°C for 12 months in lyophilized state;
- -70°C for 3 months under sterile conditions after reconstitution.

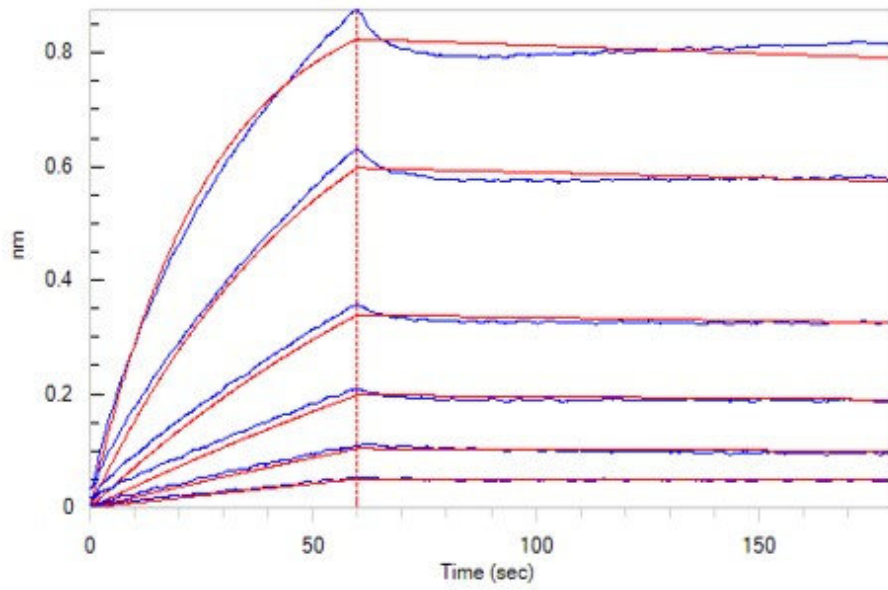
**SDS-PAGE**

Biotinylated Human ASGR1 Protein, His,Avitag on SDS-PAGE under reducing (R) condition. The gel was stained with Coomassie Blue. The purity of the protein is greater than 95% (With [Star Ribbon Pre-stained Protein Marker](#)).

**Bioactivity-BLI**

Discounts, Gifts,  
and more!





Loaded Biotinylated Human ASGR1 Protein, His,Avitag (Cat. No. GS1-H82Q3) on SA Biosensor, can bind SARS-CoV-2, S1 protein, His tag with an affinity constant of 22.9 nM as determined in BLI assay (ForteBio Octet Red96e) (Routinely tested).

### Background

ASGPR, a transmembrane C-type lectin, recognizes a wide variety of ligands that contain either terminal galactose (Gal) or N-acetylgalactosamine (GalNAc) residues and has been identified as a highly selective receptor on hepatocytes. The ASGR is composed of both a major (ASGR1) and minor subunit (ASGR2). ASGR1 has been shown to be efficiently targeted to the plasma membrane and to undergo constitutive endocytosis and recycling and found mainly expressed in the human liver.

### Clinical and Translational Updates

Discounts, Gifts,  
and more!

