

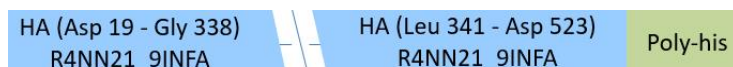
Synonym

HA, Hemagglutinin

Source

Influenza A (A/Shanghai/02/2013(H7N9)) Hemagglutinin (HA) Protein, His Tag(HA9-V52H3) is expressed from human 293 cells (HEK293). It contains AA Asp 19 - Gly 338 & Leu 341 - Asp 523 (Accession # [R4NN21_9INFA](#) (339-340deletion)).

Predicted N-terminus: Asp 19

Molecular Characterization

This protein carries a polyhistidine tag at the C-terminus

The protein has a calculated MW of 61.2 kDa. The protein migrates as 70-85 kDa when calibrated against [Star Ribbon Pre-stained Protein Marker](#) under reducing (R) condition (SDS-PAGE) due to glycosylation.

Endotoxin

Less than 1.0 EU per µg by the LAL method.

Purity

>90% as determined by SDS-PAGE.

Formulation

Lyophilized from 0.22 µm filtered solution in 50 mM Tris, 150 mM NaCl, pH8.5 with trehalose as protectant.

Contact us for customized product form or formulation.

Reconstitution

Please see Certificate of Analysis for specific instructions.

For best performance, we strongly recommend you to follow the reconstitution protocol provided in the CoA.

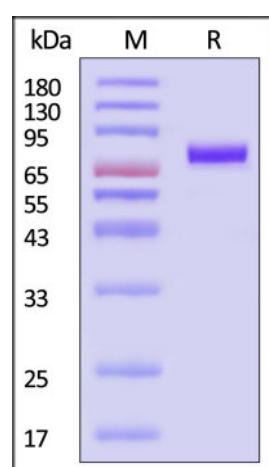
Storage

For long term storage, the product should be stored at lyophilized state at -20°C or lower.

Please avoid repeated freeze-thaw cycles.

This product is stable after storage at:

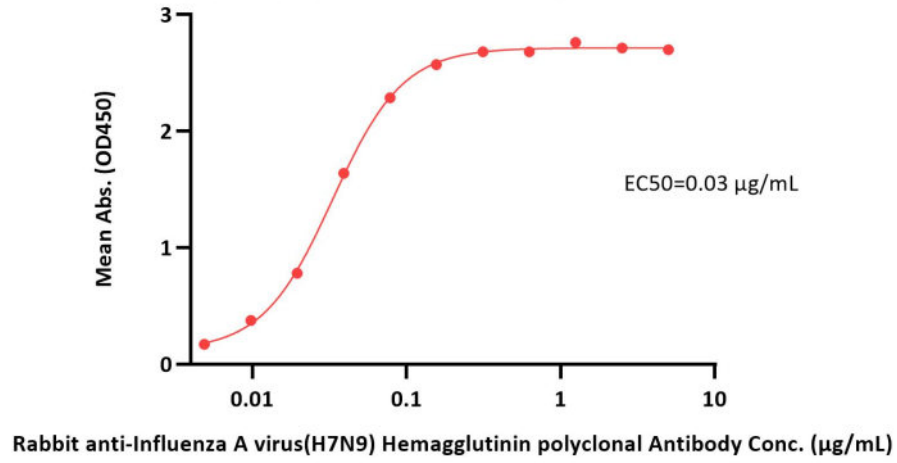
- -20°C to -70°C for 12 months in lyophilized state;
- -70°C for 3 months under sterile conditions after reconstitution.

SDS-PAGE

Influenza A (A/Shanghai/02/2013(H7N9)) Hemagglutinin (HA) Protein, His Tag on SDS-PAGE under reducing (R) condition. The gel was stained with Coomassie Blue. The purity of the protein is greater than 90% (With [Star Ribbon Pre-stained Protein Marker](#)).

Bioactivity-ELISA

Influenza A (A/Shanghai/02/2013(H7N9)) Hemagglutinin (HA) Protein, His Tag ELISA
0.2 µg of Influenza A (A/Shanghai/02/2013(H7N9)) Hemagglutinin (HA) Protein, His Tag per well



Immobilized Influenza A (A/Shanghai/02/2013(H7N9)) Hemagglutinin (HA) Protein, His Tag (Cat. No. HA9-V52H3) at 2 µg/mL (100 µL/well) can bind Rabbit anti-Influenza A virus(H7N9) Hemagglutinin polyclonal Antibody with a linear range of 0.005-0.078 µg/mL (QC tested).

Background

Influenza, commonly known as 'the flu', is an infectious disease of birds and mammals caused by RNA viruses of the family Orthomyxoviridae, the influenza viruses. The virus is divided into three main types (Influenzavirus A, Influenzavirus B, and Influenzavirus C), which are distinguished by differences in two major internal proteins (hemagglutinin (HA) and neuraminidase (NA)), which are the most important targets for the immune system. Hemagglutinin binds to the sialic acid-containing receptors on the surface of host cells during initial infection and at the end of an infectious cycle which makes it a great target for vaccine studies.

Clinical and Translational Updates

Please contact us via TechSupport@acrobiosystems.com if you have any question on this product.