



Synonym

IL-11, Interleukin-11, AGIF, Oprelvekin, IL11

Source

Mouse IL-11 Protein, Fc Tag (IL1-M5243) is expressed from human 293 cells (HEK293). It contains AA Pro 22 - Leu 199 (Accession # [P47873](#)).

Predicted N-terminus: Pro

Molecular Characterization

Fc(Pro 100 - Lys 330)	IL-11(Pro 22 - Leu 199)
P01857	P47873

This protein carries a human IgG1 Fc tag at the N-terminus.

The protein has a calculated MW of 45.6 kDa. The protein migrates as 50-55 kDa when calibrated against [Star Ribbon Pre-stained Protein Marker](#) under reducing (R) condition (SDS-PAGE) due to glycosylation.

Endotoxin

Less than 1.0 EU per µg by the LAL method.

Purity

>90% as determined by SDS-PAGE.

>90% as determined by SEC-MALS.

Formulation

Lyophilized from 0.22 µm filtered solution in 25 mM Arginine, PBS, pH7.5 with trehalose as protectant.

Contact us for customized product form or formulation.

Reconstitution

Please see Certificate of Analysis for specific instructions.

For best performance, we strongly recommend you to follow the reconstitution protocol provided in the CoA.

Storage

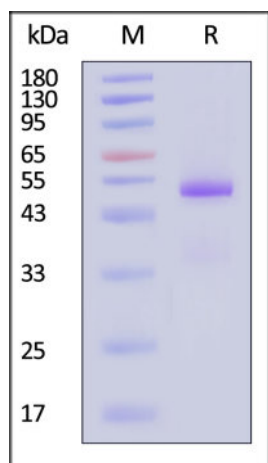
For long term storage, the product should be stored at lyophilized state at -20°C or lower.

Please avoid repeated freeze-thaw cycles.

This product is stable after storage at:

- -20°C to -70°C for 12 months in lyophilized state;
- -70°C for 3 months under sterile conditions after reconstitution.

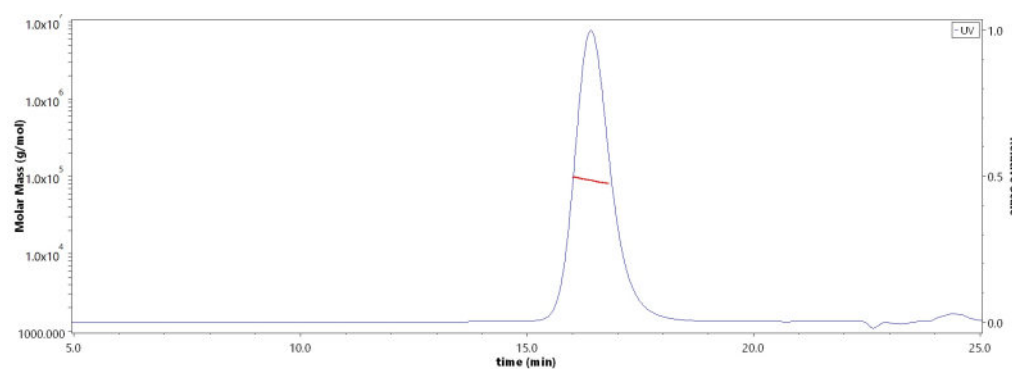
SDS-PAGE



Mouse IL-11 Protein, Fc Tag on SDS-PAGE under reducing (R) condition. The gel was stained with Coomassie Blue. The purity of the protein is greater than 90% (With [Star Ribbon Pre-stained Protein Marker](#)).

Bioactivity-ELISA

SEC-MALS

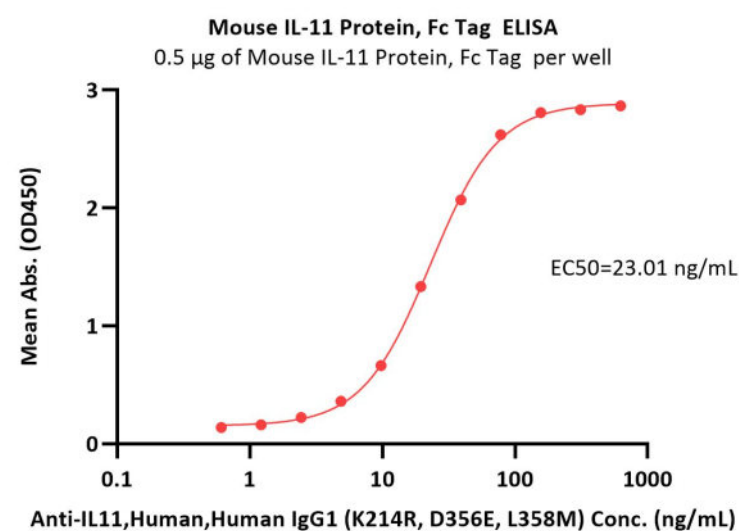
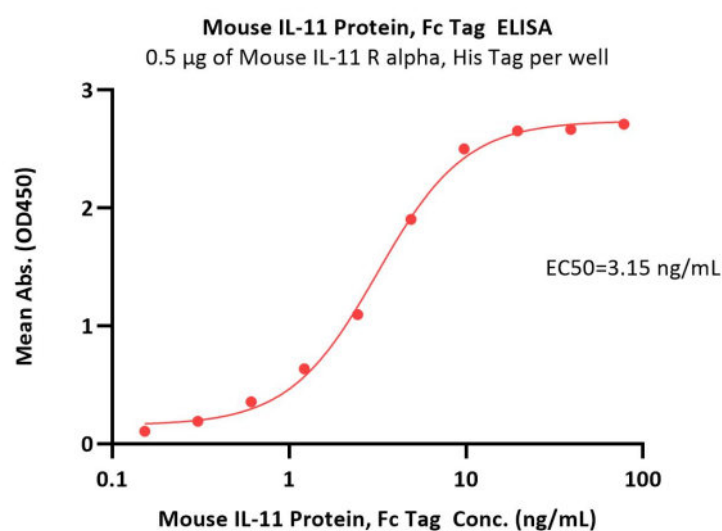


The purity of Mouse IL-11 Protein, Fc Tag (Cat. No. IL1-M5243) is more than 90% and the molecular weight of this protein is around 80-105 kDa verified by SEC-MALS.

[Report](#)

Discounts, Gifts,
and more!





Immobilized Mouse IL-11 R alpha, His Tag (Cat. No. ILR-M52H9) at 5 µg/mL (100 µL/well) can bind Mouse IL-11 Protein, Fc Tag (Cat. No. IL1-M5243) with a linear range of 0.2-10 ng/mL (QC tested).

Immobilized Mouse IL-11 Protein, Fc Tag (Cat. No. IL1-M5243) at 5 µg/mL (100 µL/well) can bind Anti-IL11, Human, Human IgG1 (K214R, D356E, L358M) with a linear range of 0.6-39 ng/mL (Routinely tested).

Background

Interleukin-11 (IL-11) is a pleiotropic cytokine that stimulates megakaryocytopoiesis, resulting in increased production of platelets, as well as activating osteoclasts, inhibiting epithelial cell proliferation and apoptosis, and inhibiting macrophage mediator production. These functions may be particularly important in mediating the hematopoietic, osseous and mucosal protective effects of IL-11. The cytokine also possesses anti-inflammatory activity, and has been proposed as a therapeutic agent in the treatment of chronic inflammatory diseases, such as Crohn's disease and rheumatoid arthritis. Although IL-11 was initially believed to be restricted to mammals, subsequent studies demonstrated it to be expressed in fish. Despite close similarity in gene structure and conservation of key amino acids between fish and mammalian IL-11, they share relatively low overall amino acid identity and may not necessarily be functionally analogous.

Clinical and Translational Updates

Discounts, Gifts,
and more!

