



Synonym

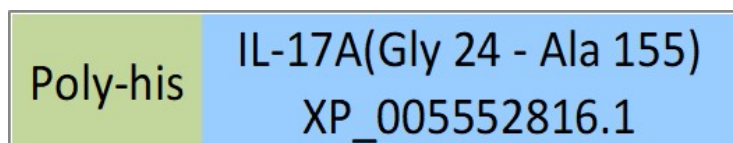
IL-17A, Interleukin-17A, CTLA-8, IL-17

Source

Cynomolgus IL-17A, His Tag (ILA-C5249) is expressed from human 293 cells (HEK293). It contains AA Gly 24 - Ala 155 (Accession # [XP_005552816.1](#)).

Predicted N-terminus: His

Molecular Characterization



This protein carries a polyhistidine tag at the N-terminus.

The protein has a calculated MW of 17.0 kDa. The protein migrates as 18-19 kDa, 24-25 kDa and 28-30 kDa under reducing (R) condition (SDS-PAGE) due to glycosylation.

Endotoxin

Less than 1.0 EU per µg by the LAL method.

Purity

>90% as determined by SDS-PAGE.

>90% as determined by SEC-MALS.

Formulation

Lyophilized from 0.22 µm filtered solution in PBS, pH7.4 with trehalose as protectant.

Contact us for customized product form or formulation.

Reconstitution

Please see Certificate of Analysis for specific instructions.

For best performance, we strongly recommend you to follow the reconstitution protocol provided in the CoA.

Storage


For long term storage, the product should be stored at lyophilized state at -20°C or lower.

Please avoid repeated freeze-thaw cycles.

This product is stable after storage at:

- -20°C to -70°C for 12 months in lyophilized state;
- -70°C for 3 months under sterile conditions after reconstitution.

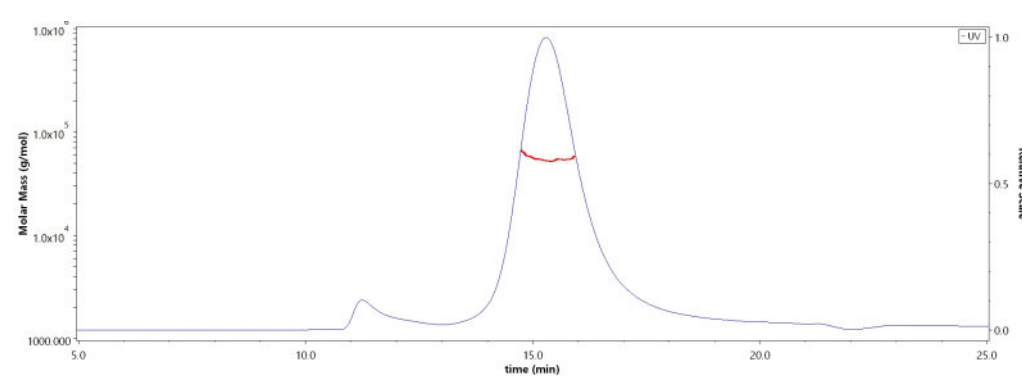
SDS-PAGE



Cynomolgus IL-17A, His Tag on SDS-PAGE under reducing (R) condition. The gel was stained with Coomassie Blue. The purity of the protein is greater than 90%.

Bioactivity-ELISA

SEC-MALS

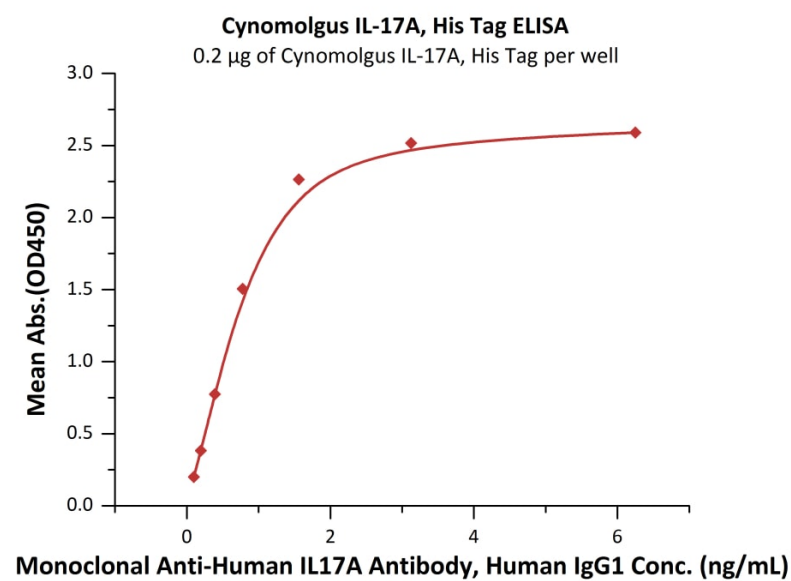
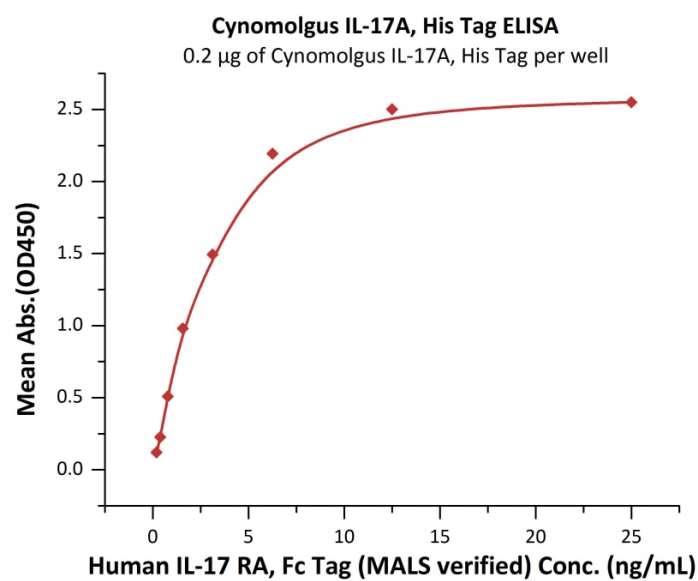


The purity of Cynomolgus IL-17A, His Tag (Cat. No. ILA-C5249) is more than 90% and the molecular weight of this protein is around 50-65 kDa verified by SEC-MALS.

[Report](#)

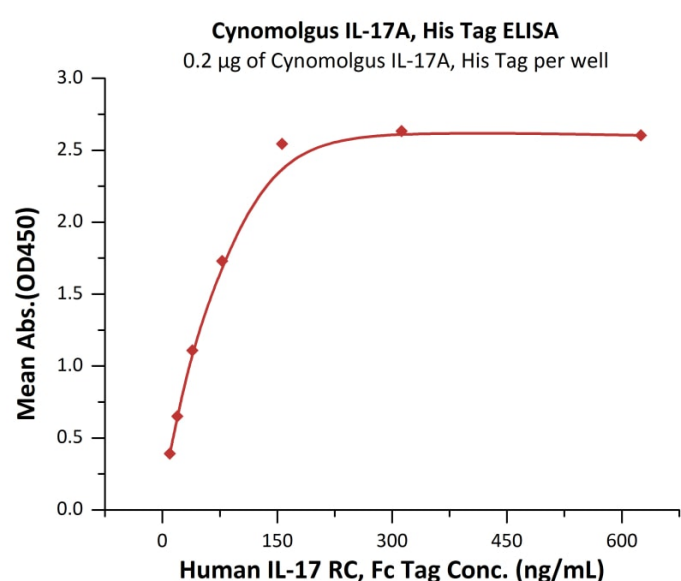
Discounts, Gifts,
and more!





Immobilized Cynomolgus IL-17A, His Tag (Cat. No. ILA-C5249) at 2 µg/mL (100 µL/well) can bind Human IL-17 RA, Fc Tag (MALS verified) with a linear range of 0.2-3 ng/mL (QC tested).

Immobilized Cynomolgus IL-17A, His Tag (Cat. No. ILA-C5249) at 2 µg/mL (100 µL/well) can bind Monoclonal Anti-Human IL17A Antibody, Human IgG1 with a linear range of 0.1-0.8 ng/mL (Routinely tested).



Immobilized Cynomolgus IL-17A, His Tag (Cat. No. ILA-C5249) at 2 µg/mL (100 µL/well) can bind Human IL-17 RC, Fc Tag (Cat. No. ILC-H5259) with a linear range of 10-80 ng/mL (Routinely tested).

Background

Interleukin-17A (IL17A) is also known as cytotoxic T-lymphocyte-associated antigen 8 (CTLA8), which is a proinflammatory cytokine produced by activated T cells. IL17A can regulate the activities of NF-kappaB and mitogen-activated protein kinases. Also, IL17A can stimulate the expression of IL6 and cyclooxygenase-2 (PTGS2/COX-2), as well as enhance the production of nitric oxide (NO). Furthermore, IL17A has been found both in glycosylated and nonglycosylated forms. High levels of IL-17 are associated with several chronic inflammatory diseases including rheumatoid arthritis, psoriasis and multiple sclerosis.

Clinical and Translational Updates

Discounts, Gifts,
and more!

