



Synonym

IL-31 RA, IL-31RA, hGLM-R, CRL3, GPL, ZcytoR17, GLM-R, IL-31R-alpha, Gp130-like receptor

Source

Human IL-31 RA, His Tag (ILA-H52H7) is expressed from human 293 cells (HEK293). It contains AA Ala 20 - Glu 519 (Accession # [Q8NI17-1](#)).
Predicted N-terminus: Ala 20

Molecular Characterization

IL-31 RA (Ala 20 - Glu 519)
Q8NI17-1 Poly-his

This protein carries a polyhistidine tag at the C-terminus.

The protein has a calculated MW of 59.0 kDa. The protein migrates as 90-110 kDa under reducing (R) condition (SDS-PAGE) due to glycosylation.

Endotoxin

Less than 1.0 EU per µg by the LAL method.

Purity

>95% as determined by SDS-PAGE.

>90% as determined by SEC-MALS.

Formulation

Lyophilized from 0.22 µm filtered solution in PBS, pH7.4 with trehalose as protectant.

Contact us for customized product form or formulation.

Reconstitution

Please see Certificate of Analysis for specific instructions.

For best performance, we strongly recommend you to follow the reconstitution protocol provided in the CoA.

Storage


For long term storage, the product should be stored at lyophilized state at -20°C or lower.

Please avoid repeated freeze-thaw cycles.

This product is stable after storage at:

- -20°C to -70°C for 12 months in lyophilized state;
- -70°C for 3 months under sterile conditions after reconstitution.

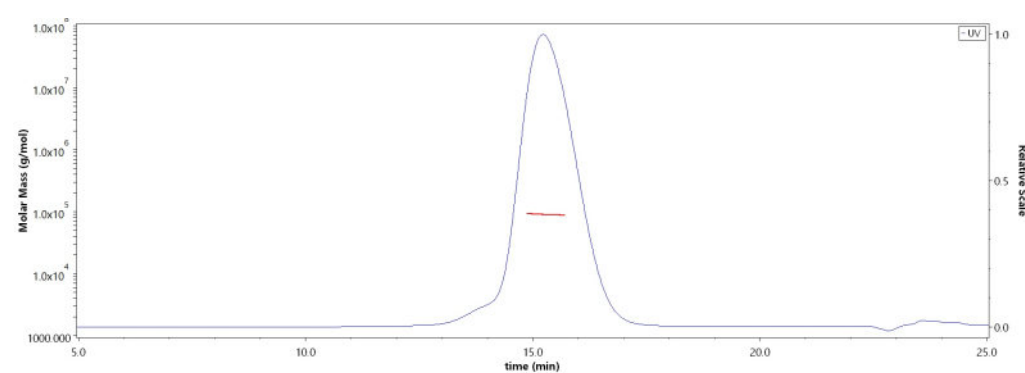
SDS-PAGE



Human IL-31 RA, His Tag on SDS-PAGE under reducing (R) condition. The gel was stained with Coomassie Blue. The purity of the protein is greater than 95%.

Bioactivity-SPR

SEC-MALS

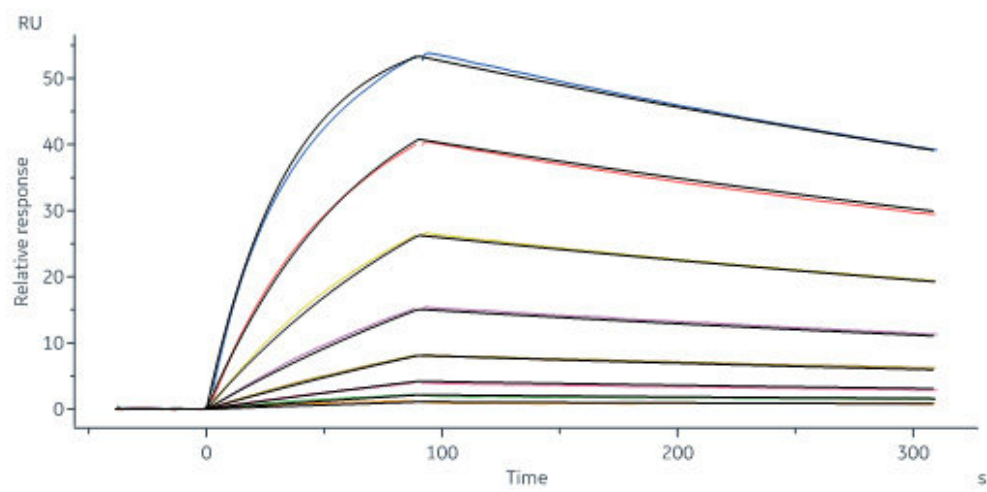


The purity of Human IL-31 RA, His Tag (Cat. No. ILA-H52H7) is more than 90% and the molecular weight of this protein is around 80-100 kDa verified by SEC-MALS.

[Report](#)

Discounts, Gifts,
and more!





Human IL-31, His Tag (Cat. No. IL1-H5247) immobilized on CM5 Chip can bind Human IL-31 RA, His Tag (Cat. No. ILA-H52H7) with an affinity constant of 52.1 nM as determined in a SPR assay (Biacore 8K) (QC tested).

Background

Interleukin-31 receptor subunit alpha is a protein that in humans is encoded by the IL31RA gene, also known as IL-31 receptor subunit alpha, IL-31RA, GLM-R, Gp130-like receptor, CRL3, GPL. Oncostatin M receptor (OSMR) and IL31RA form the heterodimeric receptor through which IL31 signals. IL31RA is a strong activator of STAT3 and STAT5, whereas STAT1 is only marginally tyrosine-phosphorylated. Additionally, demonstrate Jak1 binding to GPL and its activation in heteromeric complexes with the OSMRbeta but also in a homomeric receptor complex.

Clinical and Translational Updates

Discounts, Gifts,
and more!

