



Synonym

IL27RA,CRL1,TCCR,WSX1

Source

Human IL-27 Ra Protein, His Tag(ILA-H52Hb) is expressed from human 293 cells (HEK293). It contains AA Gln 33 - Arg 514 (Accession # [AAH28003.1](#)).
Predicted N-terminus: Gln 33

Molecular Characterization

IL-27 Ra(Gln 33 - Arg 514)
AAH28003.1 Poly-his

This protein carries a polyhistidine tag at the C-terminus.

The protein has a calculated MW of 54.2 kDa. The protein migrates as 70-85 kDa when calibrated against [Star Ribbon Pre-stained Protein Marker](#) under reducing (R) condition (SDS-PAGE) due to glycosylation.

Endotoxin

Less than 1.0 EU per µg by the LAL method.

Purity

>90% as determined by SDS-PAGE.

Formulation

Lyophilized from 0.22 µm filtered solution in PBS, pH7.4 with trehalose as protectant.

Contact us for customized product form or formulation.

Reconstitution

Please see Certificate of Analysis for specific instructions.

For best performance, we strongly recommend you to follow the reconstitution protocol provided in the CoA.

Storage

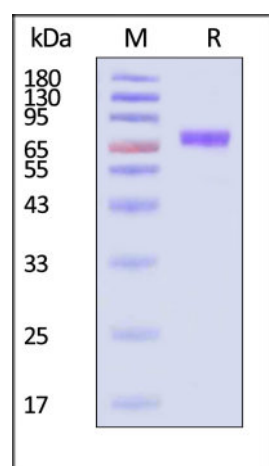
For long term storage, the product should be stored at lyophilized state at -20°C or lower.

Please avoid repeated freeze-thaw cycles.

This product is stable after storage at:

- -20°C to -70°C for 12 months in lyophilized state;
- -70°C for 3 months under sterile conditions after reconstitution.

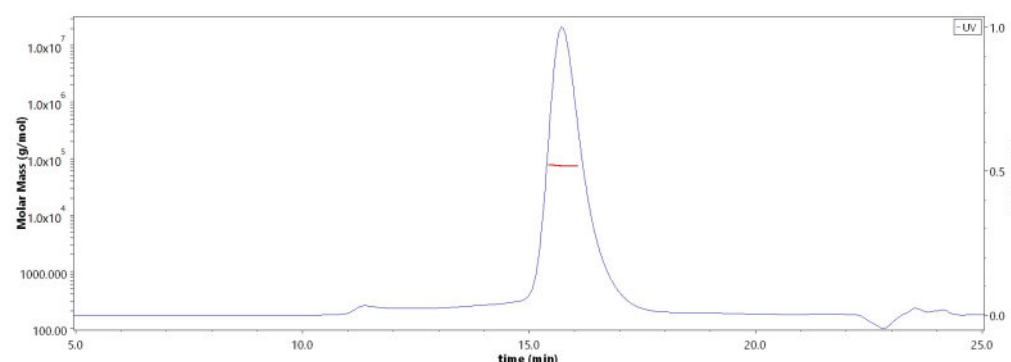
SDS-PAGE



Human IL-27 Ra Protein, His Tag on SDS-PAGE under reducing (R) condition. The gel was stained with Coomassie Blue. The purity of the protein is greater than 90% (With [Star Ribbon Pre-stained Protein Marker](#)).

Bioactivity-ELISA

SEC-MALS

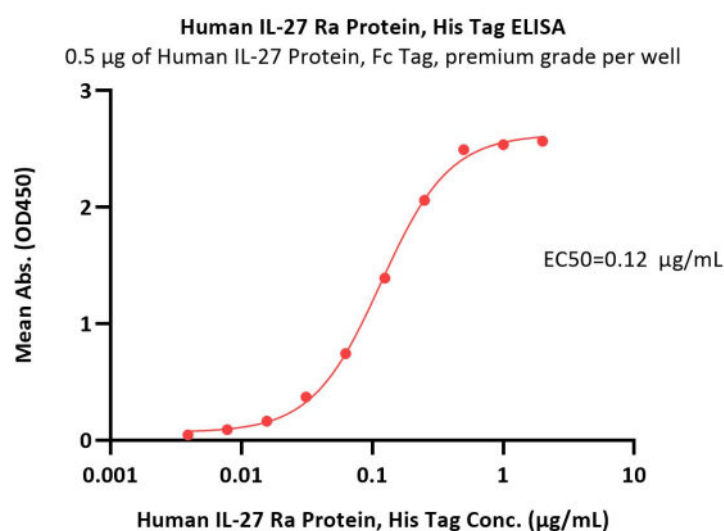


The purity of Human IL-27 Ra Protein, His Tag (Cat. No. ILA-H52Hb) is more than 85% and the molecular weight of this protein is around 65-85 kDa verified by SEC-MALS.

[Report](#)

Discounts, Gifts,
and more!





Immobilized Human IL-27 Protein, Fc Tag, premium grade (Cat. No. IL7-H5254) at 5 µg/mL (100 µL/well) can bind Human IL-27 Ra Protein, His Tag (Cat. No. ILA-H52Hb) with a linear range of 0.008-0.25 µg/mL (QC tested).

Background

Interleukin-27 receptor subunit alpha (IL27RA) is also known as Cytokine receptor WSX-1, Cytokine receptor-like 1, Type I T-cell cytokine receptor (TCCR), ZcytoR1, IL27RA belongs to the type I cytokine receptor family and type 2 subfamily. IL27RA contains three fibronectin type-III domains. IL27RA is highly expressed in lymphoid tissues such as spleen, lymph nodes and peripheral blood leukocytes. IL27RA is receptor for IL27, but requires IL6ST/gp130 to mediate signal transduction in response to IL27. IL27RA involved in the regulation of Th1-type immune responses. IL27RA also appears to be involved in innate defense mechanisms.

Clinical and Translational Updates

Discounts, Gifts,
and more!

