

# Human IL-17B Protein, Fc Tag (MALS verified)

Catalog # ILB-H5257



BIOSYSTEMS  
**Acro**

## Synonym

Interleukin-17B, Cytokine Zcyto7, Interleukin-20, IL-20, Neuronal interleukin-17-related factor, IL17B, IL20, NIRF, ZCYTO7

## Source

Human IL-17B, Fc Tag (ILB-H5257) is expressed from human 293 cells (HEK293). It contains AA Gln 21 - Phe 180 (Accession # [Q9UHF5-1](#)). Predicted N-terminus: Gln 21

## Molecular Characterization

IL-17B(Gln 21 - Phe 180) Q9UHF5-1	Fc(Pro 100 - Lys 330) P01857
--------------------------------------	---------------------------------

This protein carries a human IgG1 Fc tag at the C-terminus.

The protein has a calculated MW of 44.6 kDa. The protein migrates as 50-55 kDa under reducing (R) condition (SDS-PAGE) due to glycosylation.

## Endotoxin

Less than 1.0 EU per µg by the LAL method.

## Purity

>95% as determined by SDS-PAGE.

## Formulation

Lyophilized from 0.22 µm filtered solution in PBS, pH7.4 with trehalose as protectant.

Contact us for customized product form or formulation.

## Reconstitution

Please see Certificate of Analysis for specific instructions.

*For best performance, we strongly recommend you to follow the reconstitution protocol provided in the CoA.*

## Storage


For long term storage, the product should be stored at lyophilized state at -20°C or lower.

*Please avoid repeated freeze-thaw cycles.*

This product is stable after storage at:

- -20°C to -70°C for 12 months in lyophilized state;
- -70°C for 3 months under sterile conditions after reconstitution.

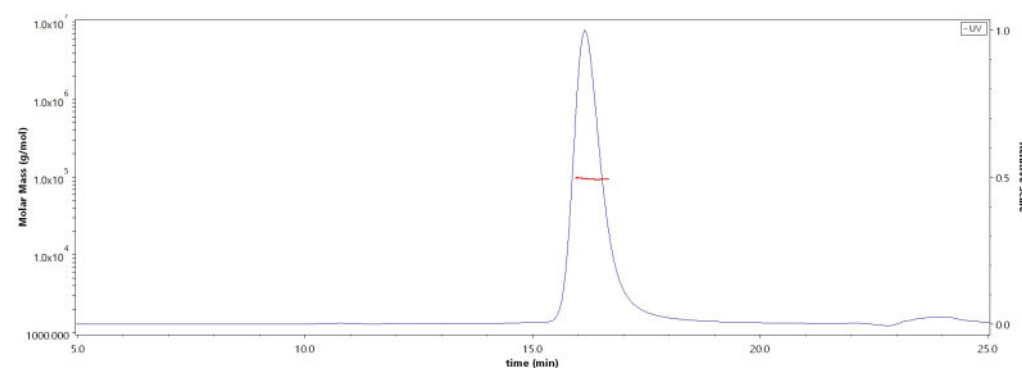
## SDS-PAGE



Human IL-17B, Fc Tag on SDS-PAGE under reducing (R) condition. The gel was stained with Coomassie Blue. The purity of the protein is greater than 95%.

## Bioactivity-ELISA

## SEC-MALS

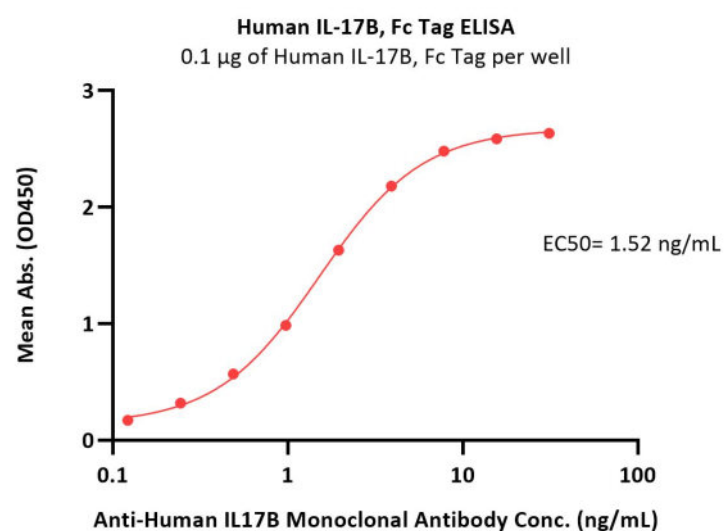


The purity of Human IL-17B, Fc Tag (Cat. No. ILB-H5257) is more than 85% and the molecular weight of this protein is around 90-105 kDa verified by SEC-MALS.

[Report](#)

Discounts, Gifts,  
and more!





Immobilized Human IL-17B, Fc Tag (Cat. No. ILB-H5257) at 1 µg/mL (100 µL/well) can bind Anti-Human IL17B Monoclonal Antibody with a linear range of 0.1-2 ng/mL (Routinely tested).

## Background

IL-17B is a member of IL17 family, was originally described as a proinflammatory cytokine. IL-17B is produced by neutrophils and potentiates TNF- $\alpha$  effect on the production of cytokines and chemokines, such as IL-6, G-CSF, and CCL20, known to control immune cell trafficking to inflamed tissues. Interestingly, although IL-17B and IL-17E (IL-25) share a common receptor, IL-17RB, IL-17B, and IL-17E deficiency lead to opposite results in a model of acute colitis induced by dextran sulfate sodium. IL-17B inhibits IL-17E binding to IL-17RA–IL-17RB complexes on epithelial cells, and limits IL-17E-induced IL-6 production by colon epithelial cells.

## Clinical and Translational Updates

Discounts, Gifts,  
and more!

