

Synonym

IL-11 R alpha,IL-11 RA,IL11RA,Interleukin-11 receptor subunit alpha,IL-11 receptor subunit alpha,IL-11R subunit alpha,IL-11R-alpha

Source

Mouse IL-11 R alpha, His Tag(ILR-M52H9) is expressed from human 293 cells (HEK293). It contains AA Cys 26 - Gln 367 (Accession # [Q64385-1](#)). Predicted N-terminus: Cys 26

Molecular Characterization

IL-11 RA(Cys 26 - Gln 367) Q64385-1	Poly-his
--	----------

This protein carries a polyhistidine tag at the C-terminus

The protein has a calculated MW of 38.0 kDa. The protein migrates as 45-48 kDa under reducing (R) condition (SDS-PAGE) due to glycosylation.

Endotoxin

Less than 1.0 EU per µg by the LAL method.

Purity

>90% as determined by SDS-PAGE.

Formulation

Lyophilized from 0.22 µm filtered solution in PBS, pH7.4 with trehalose as protectant.

Contact us for customized product form or formulation.

Reconstitution

Please see Certificate of Analysis for specific instructions.

For best performance, we strongly recommend you to follow the reconstitution protocol provided in the CoA.

Storage

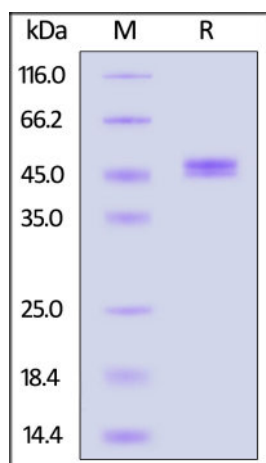
For long term storage, the product should be stored at lyophilized state at -20°C or lower.

Please avoid repeated freeze-thaw cycles.

This product is stable after storage at:

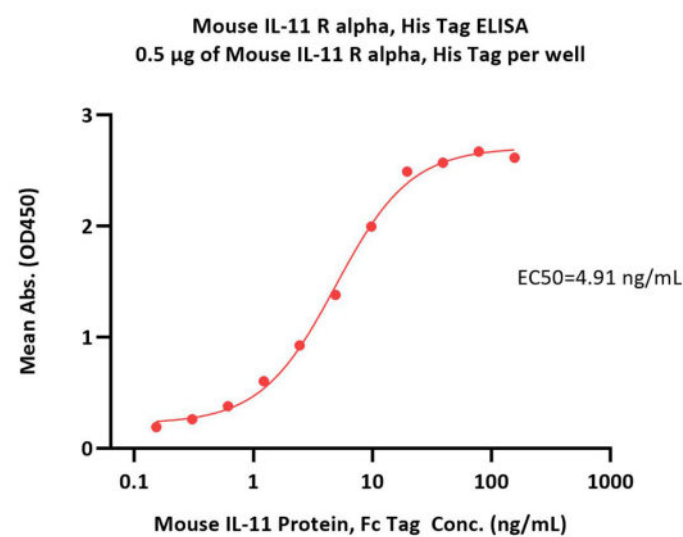
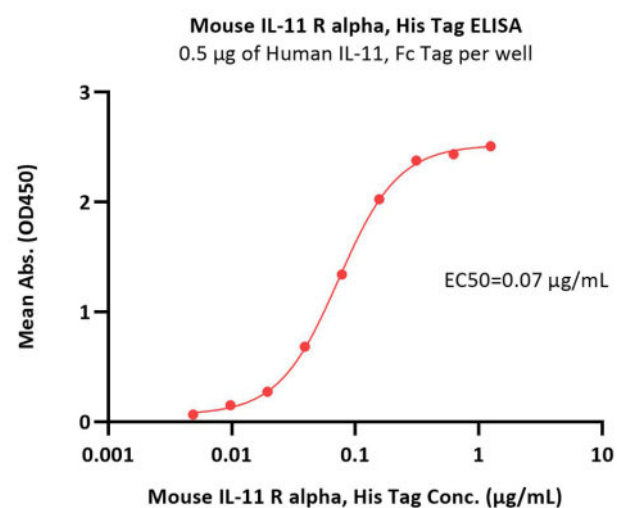
- -20°C to -70°C for 12 months in lyophilized state;
- -70°C for 3 months under sterile conditions after reconstitution.

SDS-PAGE



Mouse IL-11 R alpha, His Tag on SDS-PAGE under reducing (R) condition. The gel was stained with Coomassie Blue. The purity of the protein is greater than 90%.

Bioactivity-ELISA



Immobilized Human IL-11, Fc Tag (Cat. No. IL1-H5269) at 5 µg/mL (100 µL/well) can bind Mouse IL-11 R alpha, His Tag (Cat. No. ILR-M52H9) with a linear range of 0.005-0.156 µg/mL (QC tested).

Immobilized Mouse IL-11 R alpha, His Tag (Cat. No. ILR-M52H9) at 5 µg/mL (100 µL/well) can bind Mouse IL-11 Protein, Fc Tag (Cat. No. IL1-M5243) with a linear range of 0.2-10 ng/mL ng/mL (Routinely tested).

Background

Receptor for interleukin-11 (IL11). The receptor systems for IL6, LIF, OSM, CNTF, IL11 and CT1 can utilize IL6ST for initiating signal transmission. The IL11/IL11RA/IL6ST complex may be involved in the control of proliferation and/or differentiation of skeletogenic progenitor or other mesenchymal cells (Probable). Essential for the normal development of craniofacial bones and teeth. Restricts suture fusion and tooth number. Soluble form of IL11 receptor (sIL11RA) that acts as an agonist of IL11 activity. The IL11:sIL11RA complex binds to IL6ST/gp130 on cell surfaces and induces signaling also on cells that do not express membrane-bound IL11RA in a process called IL11 trans-signaling.

Clinical and Translational Updates

Please contact us via TechSupport@acrobiosystems.com if you have any question on this product.