

Synonym

Integrin alpha 4 beta 7, ITGA4&ITGB7

Source

Human ITGA4&ITGB7 Heterodimer Protein, His Tag&Tag Free (IT7-H52W4) is expressed from human 293 cells (HEK293). It contains AA Tyr 34 - Thr 977 (ITGA4) & Glu 20 - His 723 (ITGB7) (Accession # [P13612-1](#) (ITGA4) & [P26010-1](#) (ITGB7)).

Predicted N-terminus: Tyr 34 (ITGA4) & Glu 20 (ITGB7)

Molecular Characterization

ITGA4 (Tyr 34 - Thr 977) P13612-1	Acidic Tail	Poly-his
ITGB7 (Glu 20 - His 723) P26010-1	Basic Tail	

Human ITGA4&ITGB7 Heterodimer Protein, His Tag&Tag Free, produced by co-expression of ITGA4 and ITGB7, has a calculated MW of 111.4 kDa (ITGA4) & 83.7 kDa (ITGB7). The protein migrates as 55 kDa, 80 kDa, 100-120 kDa and 130-150 kDa when calibrated against [Star Ribbon Pre-stained Protein Marker](#) under non-reducing (NR) condition (SDS-PAGE) due to glycosylation.

Endotoxin

Less than 1.0 EU per µg by the LAL method.

Purity

>90% as determined by SDS-PAGE.

Formulation

Lyophilized from 0.22 µm filtered solution in 50 mM Tris, 150 mM NaCl, pH7.5 with trehalose as protectant.

Contact us for customized product form or formulation.

Reconstitution

Please see Certificate of Analysis for specific instructions.

For best performance, we strongly recommend you to follow the reconstitution protocol provided in the CoA.

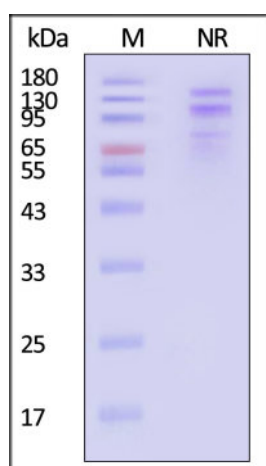
Storage

For long term storage, the product should be stored at lyophilized state at -20°C or lower.

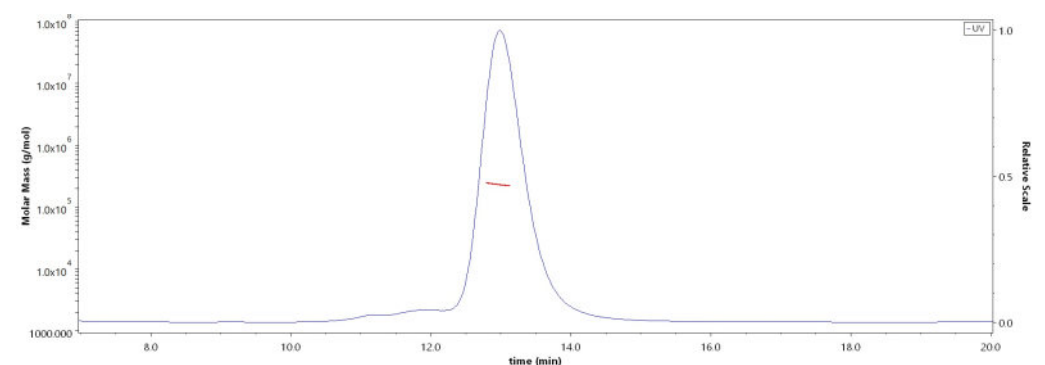
Please avoid repeated freeze-thaw cycles.

This product is stable after storage at:

- -20°C to -70°C for 12 months in lyophilized state;
- -70°C for 3 months under sterile conditions after reconstitution.

SDS-PAGE

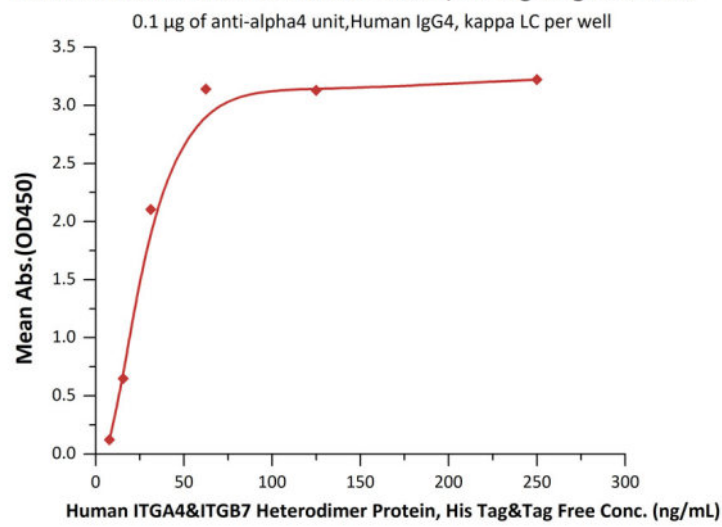
Human ITGA4&ITGB7 Heterodimer Protein, His Tag&Tag Free on SDS-PAGE under non-reducing (NR) condition. The gel was stained with Coomassie Blue. The purity of the protein is greater than 90% (With [Star Ribbon Pre-stained Protein Marker](#)).

Bioactivity-ELISA**SEC-MALS**

The purity of Human ITGA4&ITGB7 Heterodimer Protein, His Tag&Tag Free (Cat. No. IT7-H52W4) is more than 85% and the molecular weight of this protein is around 210-250 kDa verified by SEC-MALS.

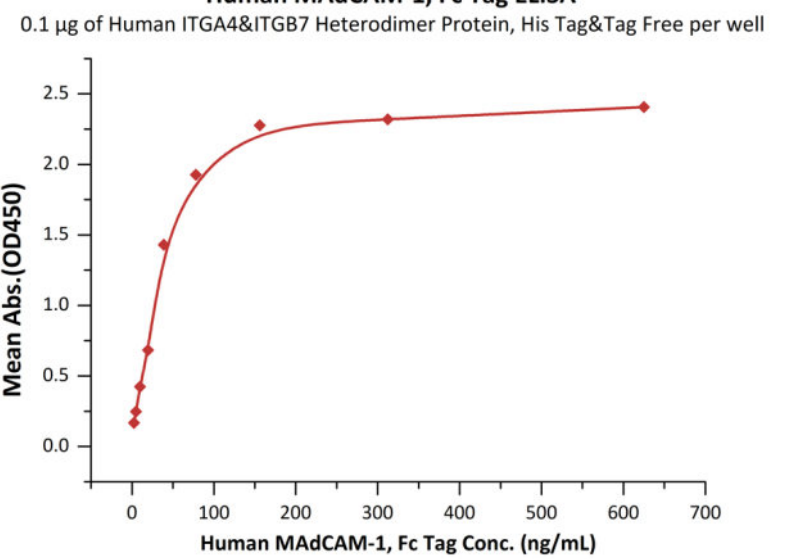
[Report](#)

Human ITGA4&ITGB7 Heterodimer Protein, His Tag&Tag Free ELISA



Immobilized Human ITGA4&ITGB7 Heterodimer Protein, His Tag&Tag Free (Cat. No. IT7-H52W4) at 2 µg/mL (100 µL/well) can bind Monoclonal Anti-Human ITGA4&ITGB7 Antibody, Human IgG4 with a linear range of 0.1-2 ng/mL (QC tested).

Human MAdCAM-1, Fc Tag ELISA



Immobilized Human ITGA4&ITGB7 Heterodimer Protein, His Tag&Tag Free (Cat. No. IT7-H52W4) at 1 µg/mL (100 µL/well) can bind Human MAdCAM-1, Fc Tag (Cat. No. MAM-H5253) with a linear range of 0.2-4 ng/mL (Routinely tested).

Background

Integrin alpha 4 beta 7 is an integrin family adhesion receptor that shares subunits with alpha 4 beta 1 (VLA4) and the E-Cadherin receptor, alpha E beta 7. Integrin alpha 4 beta 7, which is critical for homing to intestinal mucosa, is induced during T cell activation in Peyer's patches or mesenteric lymph nodes. Its expression requires signals from local dendritic and stromal cells, including secreted retinoic acid. The HIV-1 envelope protein gp120 binds to the active form of Integrin alpha 4 beta 7, and this may or may not account for the concentration of HIV-1 virus in the gut-associated lymphoid tissue (GALT). Integrin alpha 4 beta 7 may also be involved in lymphocyte trafficking in acute intestinal graft vs. host disease (GVHD).

Clinical and Translational Updates

Please contact us via TechSupport@acrobiosystems.com if you have any question on this product.