

Synonym

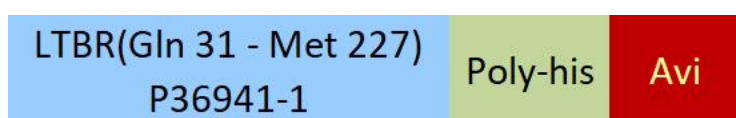
LTBR,D12S370,TNFCR,TNFR3,TNFRSF3,TNFRIII

Source

Biotinylated Human LTBR, His,Avitag(LTR-H82E9) is expressed from human 293 cells (HEK293). It contains AA Gln 31 - Met 227 (Accession # [P36941-1](#)).

Predicted N-terminus: Gln 31

Molecular Characterization



This protein carries a polyhistidine tag at the C-terminus, followed by an Avi tag (Avitag™)

The protein has a calculated MW of 25.3 kDa. The protein migrates as 34 kDa and 35-40 kDa under reducing (R) condition (SDS-PAGE) due to glycosylation.

Labeling

Biotinylation of this product is performed using Avitag™ technology. Briefly, the single lysine residue in the Avitag is enzymatically labeled with biotin.

Protein Ratio

Passed as determined by the HABA assay / binding ELISA.

Endotoxin

Less than 1.0 EU per µg by the LAL method.

Purity

>90% as determined by SDS-PAGE.

>95% as determined by SEC-MALS.

Formulation

Lyophilized from 0.22 µm filtered solution in PBS, pH7.4 with trehalose as protectant.

Contact us for customized product form or formulation.

Reconstitution

Please see Certificate of Analysis for specific instructions.

For best performance, we strongly recommend you to follow the reconstitution protocol provided in the CoA.

Storage

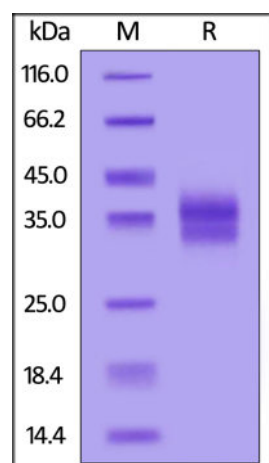
For long term storage, the product should be stored at lyophilized state at -20°C or lower.

Please avoid repeated freeze-thaw cycles.

This product is stable after storage at:

- -20°C to -70°C for 12 months in lyophilized state;
- -70°C for 3 months under sterile conditions after reconstitution.

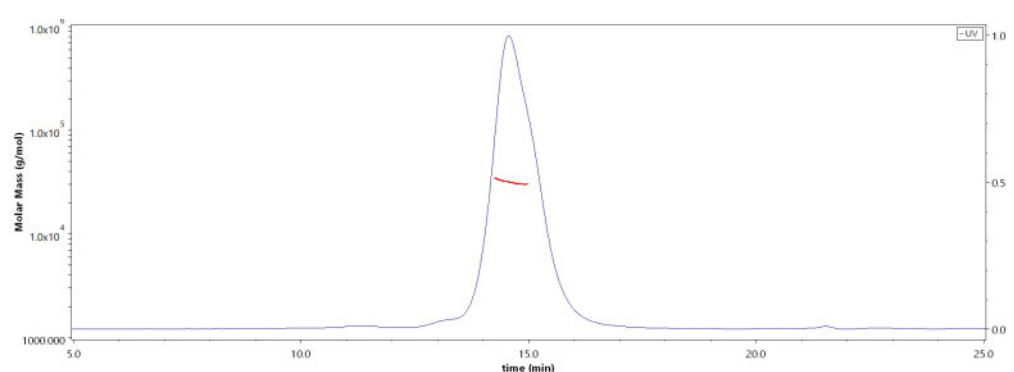
SDS-PAGE



Biotinylated Human LTBR, His,Avitag on SDS-PAGE under reducing (R) condition. The gel was stained overnight with Coomassie Blue. The purity of the protein is greater than 90%.

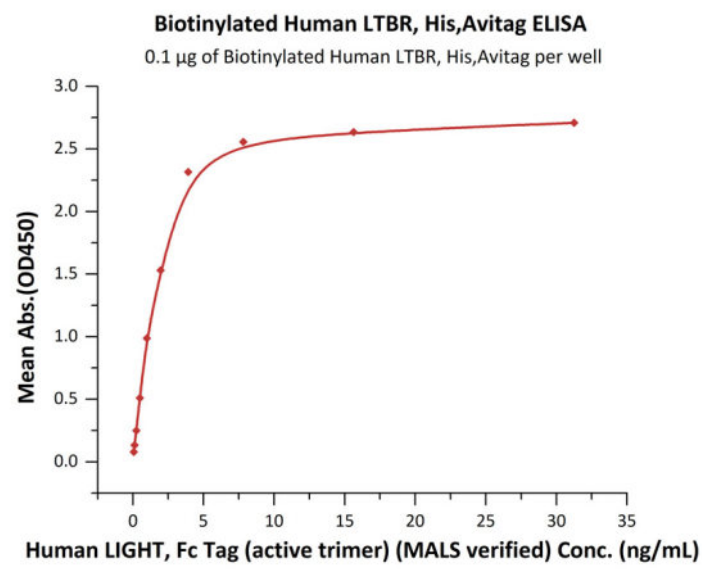
Bioactivity-ELISA

SEC-MALS



The purity of Biotinylated Human LTBR, His,Avitag (Cat. No. LTR-H82E9) is more than 95% and the molecular weight of this protein is around 26-38 kDa verified by SEC-MALS.

[Report](#)



Immobilized Biotinylated Human LTBR, His,Avitag (Cat. No. LTR-H82E9) at 1 µg/mL (100 µL/well) on streptavidin (Cat. No. STN-N5116) pre-coated (0.5 µg/well) plate can bind Human LIGHT, Fc Tag (active trimer) (MALS verified) (Cat. No. LIT-H5269) with a linear range of 0.1-8 ng/mL (QC tested).

Background

Lymphotoxin-beta receptor (LTBR) is also known as Tumor necrosis factor receptor superfamily member 3 (TNFRSF3), Tumor necrosis factor receptor type III (TNF-RIII), which is a single-pass type I membrane protein containing four TNFR-Cys repeat regions. Except for interacting with HCV core protein, LTBR can not only associate with itself, but also can associate with TRAF3, TRAF4 and TRAF5. As the receptor for the heterotrimeric lymphotoxin containing LTA and LTB, and for TNFS14/LIGHT, LTBR promotes apoptosis via TRAF3 and TRAF5. Furthermore, LTBR may play a role in the development of lymphoid organs.

Clinical and Translational Updates

Please contact us via TechSupport@acrobiosystems.com if you have any question on this product.