

# Mouse Nectin-4 Protein, Fc Tag (MALS verified)

Catalog # NE4-M5257



BIOSYSTEMS  
**Acro**  
Surprise Inside!

## Synonym

NECTIN4, LNIR, PRR4, PVRL4

## Source

Mouse Nectin-4, Fc Tag(NE4-M5257) is expressed from human 293 cells (HEK293). It contains AA Gly 31 - Ser 347 (Accession # [Q8R007-1](#)).

Predicted N-terminus: Gly 31

## Molecular Characterization

Nectin-4(Gly 31 - Ser 347) Q8R007-1	Fc(Pro 100 - Lys 330) P01857
----------------------------------------	---------------------------------

This protein carries a human IgG1 Fc tag at the C-terminus.

The protein has a calculated MW of 60.8 kDa. The protein migrates as 65-70 kDa under reducing (R) condition (SDS-PAGE) due to glycosylation.

## Endotoxin

Less than 0.1 EU per µg by the LAL method.

## Purity

>95% as determined by SDS-PAGE.

## Formulation

Lyophilized from 0.22 µm filtered solution in 50 mM Tris, 100 mM Glycine, 25 mM Arginine, 150 mM NaCl, pH7.5 with trehalose as protectant.

Contact us for customized product form or formulation.

## Reconstitution

Please see Certificate of Analysis for specific instructions.

*For best performance, we strongly recommend you to follow the reconstitution protocol provided in the CoA.*

## Storage


For long term storage, the product should be stored at lyophilized state at -20°C or lower.

*Please avoid repeated freeze-thaw cycles.*

This product is stable after storage at:

- -20°C to -70°C for 12 months in lyophilized state;
- -70°C for 3 months under sterile conditions after reconstitution.

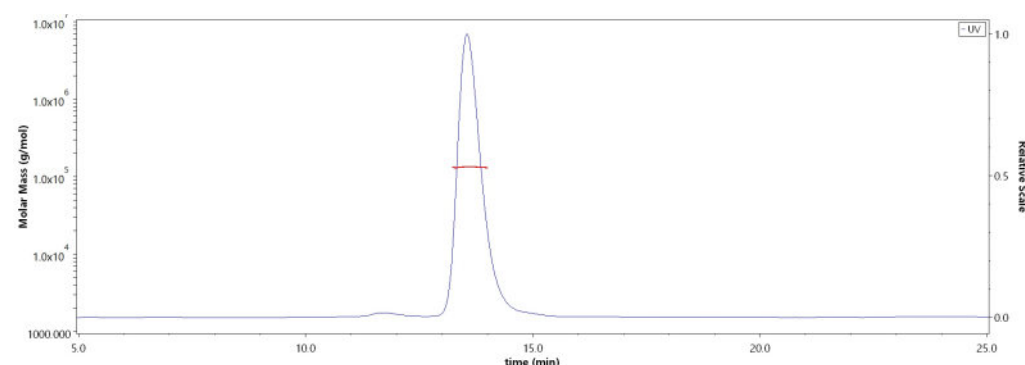
## SDS-PAGE



Mouse Nectin-4, Fc Tag on SDS-PAGE under reducing (R) condition. The gel was stained with Coomassie Blue. The purity of the protein is greater than 95%.

## Bioactivity-ELISA

## SEC-MALS



The purity of Mouse Nectin-4, Fc Tag (Cat. No. NE4-M5257) is more than 85% and the molecular weight of this protein is around 115-145 kDa verified by SEC-MALS.

[Report](#)

Discounts, Gifts,  
and more!

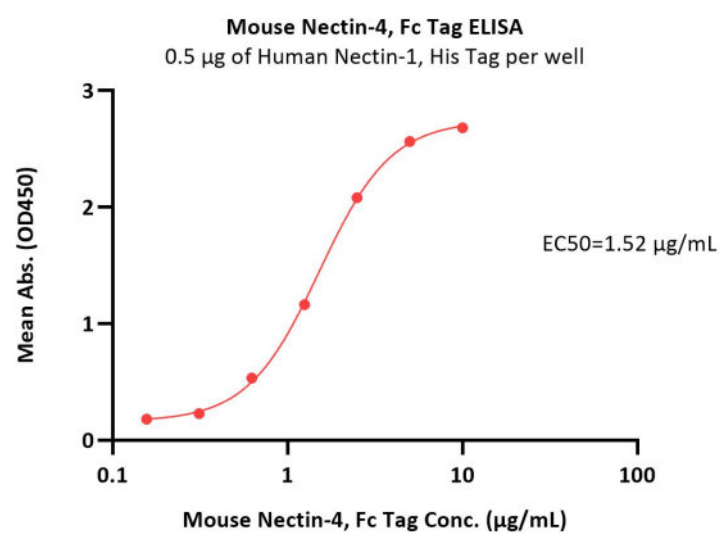


## Mouse Nectin-4 Protein, Fc Tag (MALS verified)

Catalog # NE4-M5257

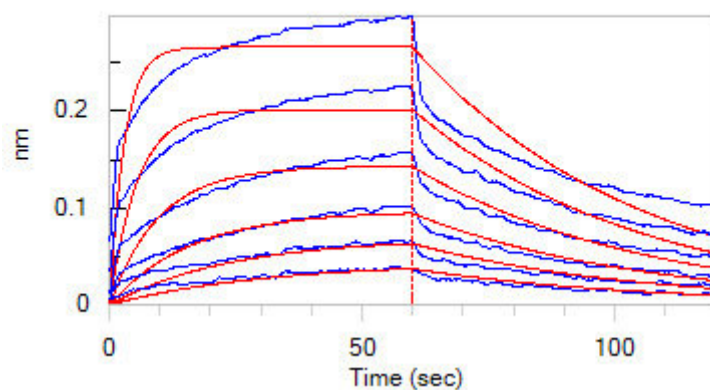


BIOSYSTEMS  
**Acro**  
Surprise Inside!



Immobilized Human Nectin-1, His Tag (Cat. No. PV1-H5223) at 5  $\mu\text{g}/\text{mL}$  (100  $\mu\text{L}/\text{well}$ ) on an Nickel Coated plate can bind Mouse Nectin-4, Fc Tag (Cat. No. NE4-M5257) with a linear range of 0.156-2.5  $\mu\text{g}/\text{mL}$  (QC tested).

### Bioactivity-BLI



Loaded Mouse Nectin-4, Fc Tag (Cat. No. NE4-M5257) on Protein A Biosensor, can bind Human Nectin-1, His Tag (Cat. No. PV1-H5223) with an affinity constant of 278 nM as determined in BLI assay (ForteBio Octet Red96e) (Routinely tested)

### Background

Nectin-4 (gene name PVRL4, poliovirus receptor-like 4) is a 66 kDa type I transmembrane glycoprotein belonging to the Nectin family of Ig superfamily proteins. Nectins are cell adhesion molecules that play a key role in various biological processes such as polarity, proliferation, differentiation and migration, for epithelial, endothelial, immune and neuronal cells, during development and adult life. Nectin-4 is a tumor-associated antigen in 50%, 49% and 86% of breast, ovarian and lung carcinomas, respectively, mostly on tumors of bad prognosis. Its expression is not detected in the corresponding normal tissues.

### Clinical and Translational Updates

Discounts, Gifts,  
and more!



[www.acrobiosystems.com](http://www.acrobiosystems.com)

5/8/2024