



### Synonym

NA, Neuraminidase

### Source

Influenza A [Guangdong/18SF020(H5N6)] Neuraminidase (NA) Protein, His Tag (NEE-V524h) is expressed from human 293 cells (HEK293). It contains AA Leu 35 - Lys 459 (Accession # EPI1366590, GISAID).

Predicted N-terminus: His

### Molecular Characterization

Poly-his Neuraminidase (NA)(Leu 35 - Lys 459)  
EPI1366590

This protein carries a polyhistidine tag at the N-terminus.

The protein has a calculated MW of 55.2 kDa. The protein migrates as 65-75 kDa when calibrated against [Star Ribbon Pre-stained Protein Marker](#) under reducing (R) condition (SDS-PAGE) due to glycosylation.

### Endotoxin

Less than 1.0 EU per µg by the LAL method.

### Purity

>90% as determined by SDS-PAGE.

### Formulation

Supplied as 0.2 µm filtered solution in PBS, pH7.4, 300 mM NaCl with trehalose as protectant.

Contact us for customized product form or formulation.

### Shipping

*This product is supplied and shipped with dry ice, please inquire the shipping cost.*

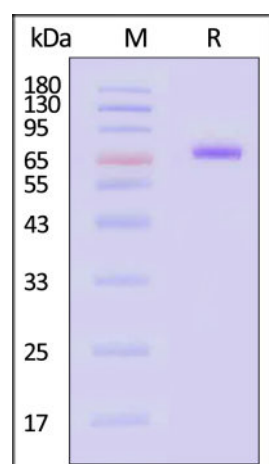
### Storage

*Please avoid repeated freeze-thaw cycles.*

This product is stable after storage at:

- The product MUST be stored at -70°C or lower upon receipt;
- -70°C for 3 months under sterile conditions.

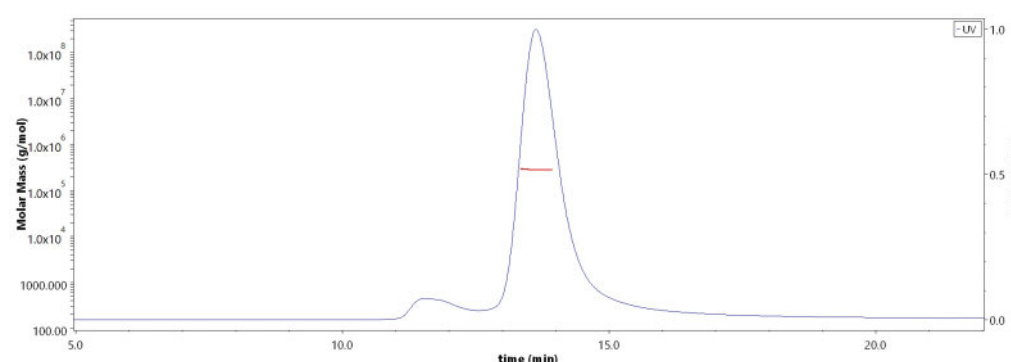
### SDS-PAGE



Influenza A [Guangdong/18SF020(H5N6)] Neuraminidase (NA) Protein, His Tag on SDS-PAGE under reducing (R) condition. The gel was stained with Coomassie Blue. The purity of the protein is greater than 90% (With [Star Ribbon Pre-stained Protein Marker](#)).

### Bioactivity-SPR

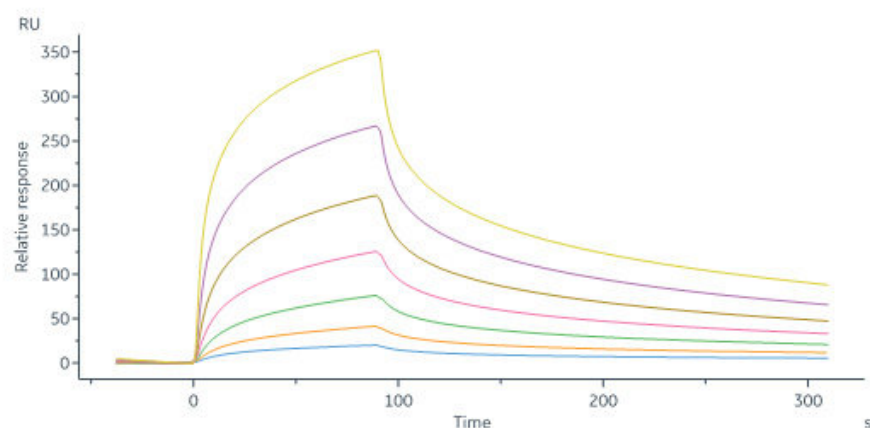
### SEC-MALS



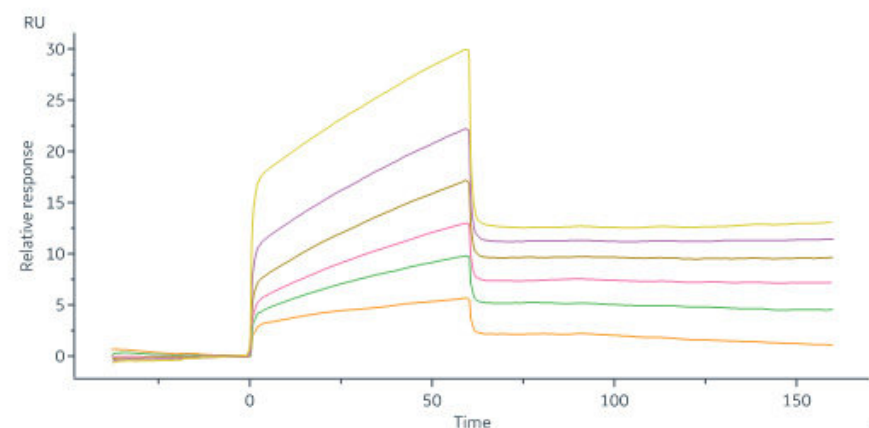
The purity of Influenza A [Guangdong/18SF020(H5N6)] Neuraminidase (NA) Protein, His Tag (Cat. No. NEE-V524h) is more than 85% and the molecular weight of this protein is around 270-300 kDa verified by SEC-MALS. [Report](#)

Discounts, Gifts,  
and more!





$\alpha$ -Neu5Ac-PAA-biotin immobilized on SA Chip can bind Influenza A [Guangdong/18SF020(H5N6)] Neuraminidase (NA) Protein, His Tag (Cat. No. NEE-V524h) with an affinity constant of 42.7 nM as determined in a SPR assay (Biacore 8K) (QC tested).



Influenza A [Guangdong/18SF020(H5N6)] Neuraminidase (NA) Protein, His Tag (Cat. No. NEE-V524h) immobilized on CM5 Chip can bind N-Acetylneuraminic Acid with an affinity constant of 128  $\mu$ M as determined in a SPR assay (Biacore 8K) (Routinely tested).

## Background

Neuraminidase (NA) and hemagglutinin (HA) are major membrane glycoproteins found on the surface of influenza virus. Hemagglutinin binds to the sialic acid-containing receptors on the surface of host cells during initial infection and at the end of an infectious cycle. Neuraminidase, on the other hand, cleaves the HA-sialic acid bondage from the newly formed virions and the host cell receptors during budding. Neuraminidase thus is described as a receptor-destroying enzyme which facilitates virus release and efficient spread of the progeny virus from cell to cell.

## Clinical and Translational Updates

Please contact us via [TechSupport@acrobiosystems.com](mailto:TechSupport@acrobiosystems.com) if you have any question on this product.

Discounts, Gifts,  
and more!

