

Synonym

Nucleocapsid protein, NP, Protein N

Source

SARS-CoV-2 Nucleocapsid Protein CTD, His Tag(NUN-C5145) is expressed from E. coli cells. It contains AA Ser 255 - Pro 364 (Accession # [QHO62115.1](#)).

Predicted N-terminus: Met

Molecular Characterization

Poly-his	Nucleocapsid protein(Ser 255 - Pro 364) QHO62115.1
----------	---

This protein carries a polyhistidine tag at the N-terminus

The protein has a calculated MW of 13.4 kDa. The protein migrates as 15 kDa under reducing (R) condition (SDS-PAGE).

Endotoxin

Less than 1.0 EU per µg by the LAL method.

Purity

>95% as determined by SDS-PAGE.

>90% as determined by SEC-MALS.

Formulation

Lyophilized from 0.22 µm filtered solution in PBS, pH7.4 with trehalose as protectant.

Contact us for customized product form or formulation.

Reconstitution

Please see Certificate of Analysis for specific instructions.

For best performance, we strongly recommend you to follow the reconstitution protocol provided in the CoA.

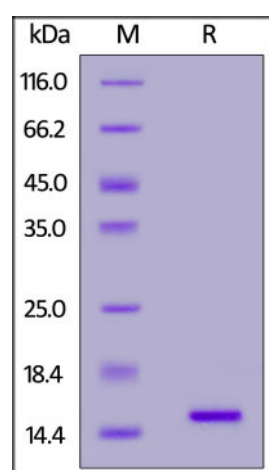
Storage

For long term storage, the product should be stored at lyophilized state at -20°C or lower.

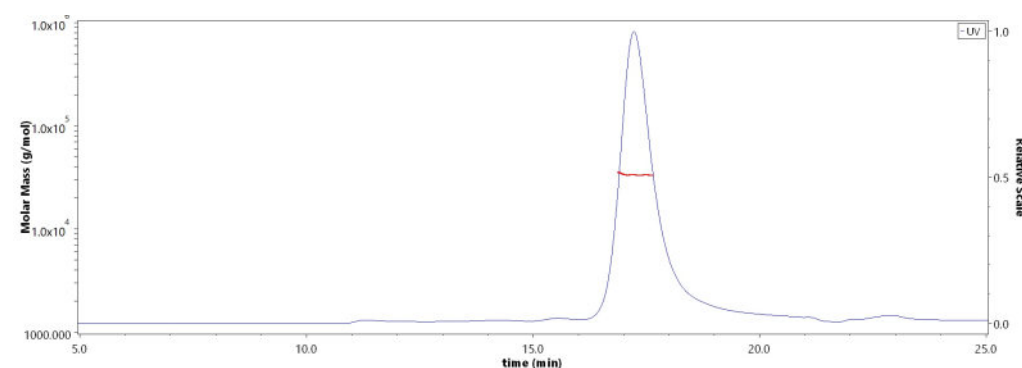
Please avoid repeated freeze-thaw cycles.

This product is stable after storage at:

- -20°C to -70°C for 12 months in lyophilized state;
- -70°C for 3 months under sterile conditions after reconstitution.

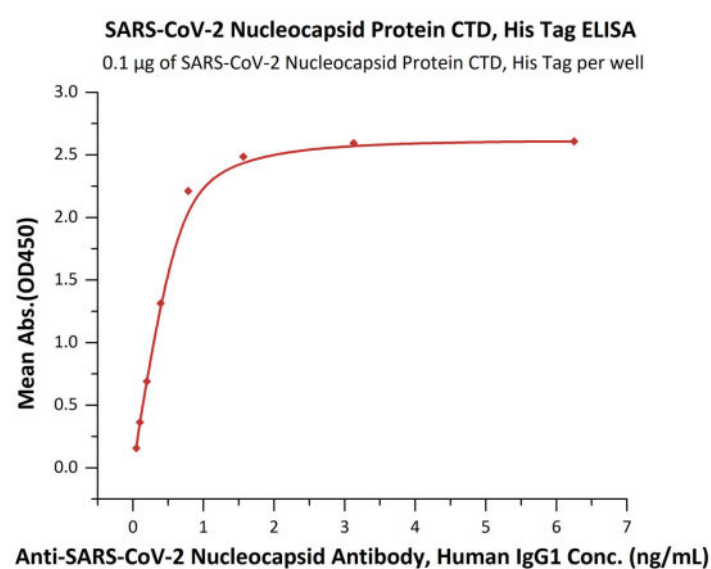
SDS-PAGE

SARS-CoV-2 Nucleocapsid Protein CTD, His Tag on SDS-PAGE under reducing (R) condition. The gel was stained with Coomassie Blue. The purity of the protein is greater than 95%.

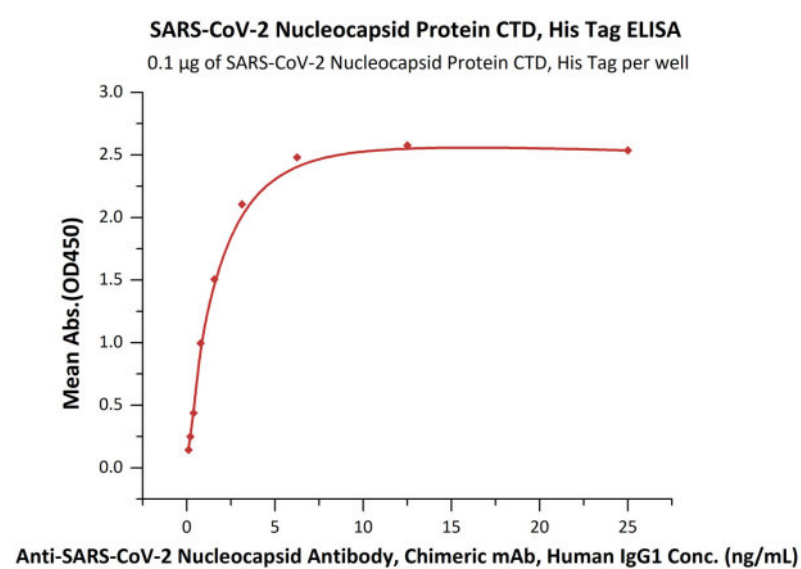
Bioactivity-ELISA**SEC-MALS**

The purity of SARS-CoV-2 Nucleocapsid Protein CTD, His Tag (Cat. No. NUN-C5145) is more than 90% and the molecular weight of this protein is around 28-38 kDa verified by SEC-MALS.

[Report](#)



Immobilized SARS-CoV-2 Nucleocapsid Protein CTD, His Tag (Cat. No. NUN-C5145) at 1 µg/mL (100 µL/well) can bind Anti-SARS-CoV-2 Nucleocapsid Antibody, Human IgG1 (Cat. No. NUN-CH14) with a linear range of 0.1-2 ng/mL (QC tested).



Immobilized SARS-CoV-2 Nucleocapsid Protein CTD, His Tag (Cat. No. NUN-C5145) at 1 µg/mL (100 µL/well) can bind Anti-SARS-CoV-2 Nucleocapsid Antibody, Chimeric mAb, Human IgG1 (Cat. No. NUN-CH15) with a linear range of 0.1-6 ng/mL (Routinely tested).

Background

Nucleocapsid (N) protein is the most abundant protein found in coronavirus. CoV N protein is a highly immunogenic phosphoprotein important for viral genome replication and modulation of cell signaling pathways. It was first identified by a research team while they were screening for ADP-ribosylated proteins during coronavirus (CoV) infection (Grunewald M. E., et al. 2017, *Virology*; 517: 62-68). The array of diverse functional activities accommodated in N protein makes it more than a structural protein but also an interesting target in the development of antiviral therapeutics. Because of the conservation of N protein sequence and its strong immunogenicity, N protein of coronavirus is chosen as a diagnostic tool.

Clinical and Translational Updates

Please contact us via TechSupport@acrobiosystems.com if you have any question on this product.