

Biotinylated Human OX40 Protein, Fc,Avitag™ (MALS verified)

Catalog # OX0-H82F7



Synonym

TNFRSF4,OX40,CD134,OX40L receptor,ACT35,TXGP1L

Source

Biotinylated Human OX40, Fc,Avitag(OX0-H82F7) is expressed from human 293 cells (HEK293). It contains AA Leu 29 - Ala 216 (Accession # [NP_003318](#)).

Predicted N-terminus: Leu 29

Molecular Characterization

OX40(Leu 29 - Ala 216) NP_003318	Fc(Pro 100 - Lys 330) P01857	Avi
-------------------------------------	---------------------------------	-----

This protein carries a human IgG1 Fc tag at the C-terminus, followed by an Avi tag (Avitag™).

The protein has a calculated MW of 48.6 kDa. The protein migrates as 64-67kDa when calibrated against [Star Ribbon Pre-stained Protein Marker](#) under reducing (R) condition (SDS-PAGE) due to glycosylation.

Labeling

Biotinylation of this product is performed using Avitag™ technology. Briefly, the single lysine residue in the Avitag is enzymatically labeled with biotin.

Protein Ratio

Passed as determined by the HABA assay / binding ELISA.

Endotoxin

Less than 1.0 EU per µg by the LAL method.

Purity

>95% as determined by SDS-PAGE.

>90% as determined by SEC-MALS.

Formulation

Lyophilized from 0.22 µm filtered solution in 50 mM Tris, 100 mM Glycine, 25 mM Arginine, 10 mM NaCl, pH 7.5 with trehalose as protectant.

Contact us for customized product form or formulation.

Reconstitution

Please see Certificate of Analysis for specific instructions.

For best performance, we strongly recommend you to follow the reconstitution protocol provided in the CoA.

Storage

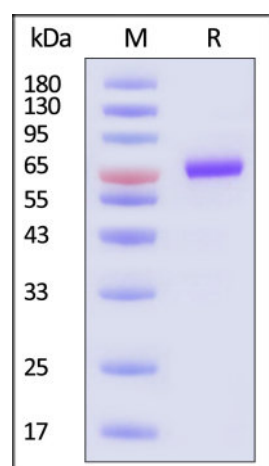
For long term storage, the product should be stored at lyophilized state at -20°C or lower.

Please avoid repeated freeze-thaw cycles.

This product is stable after storage at:

- -20°C to -70°C for 12 months in lyophilized state;
- -70°C for 3 months under sterile conditions after reconstitution.

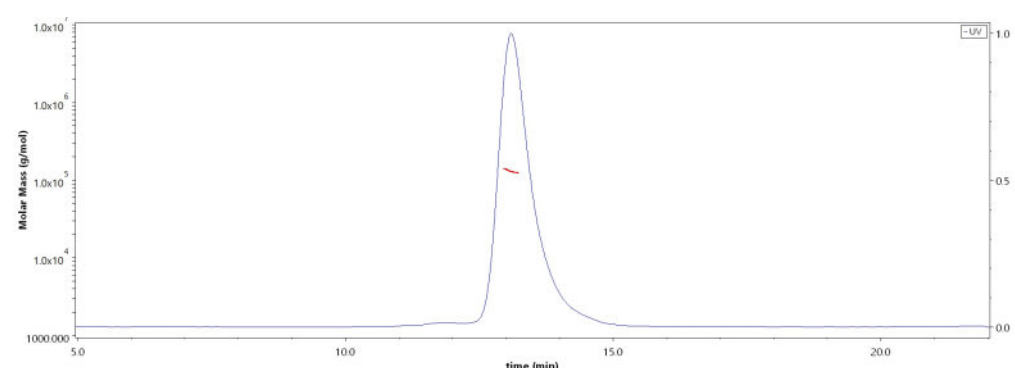
SDS-PAGE



Biotinylated Human OX40, Fc,Avitag on SDS-PAGE under reducing (R) condition. The gel was stained with Coomassie Blue. The purity of the protein is greater than 95% (With [Star Ribbon Pre-stained Protein Marker](#)).

Bioactivity-ELISA

SEC-MALS



The purity of Biotinylated Human OX40, Fc,Avitag (Cat. No. OX0-H82F7) is more than 90% and the molecular weight of this protein is around 120-140 kDa verified by SEC-MALS.

[Report](#)

Discounts, Gifts,
and more!

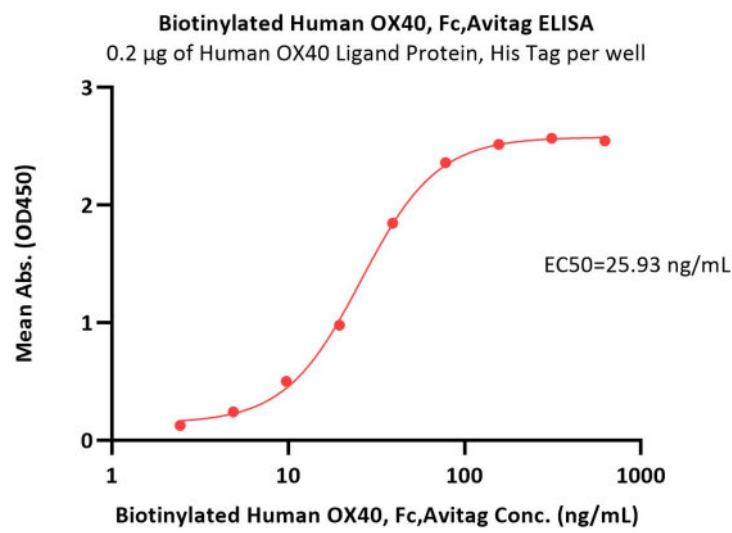


Biotinylated Human OX40 Protein, Fc,Avitag™ (MALS verified)

Catalog # OX0-H82F7

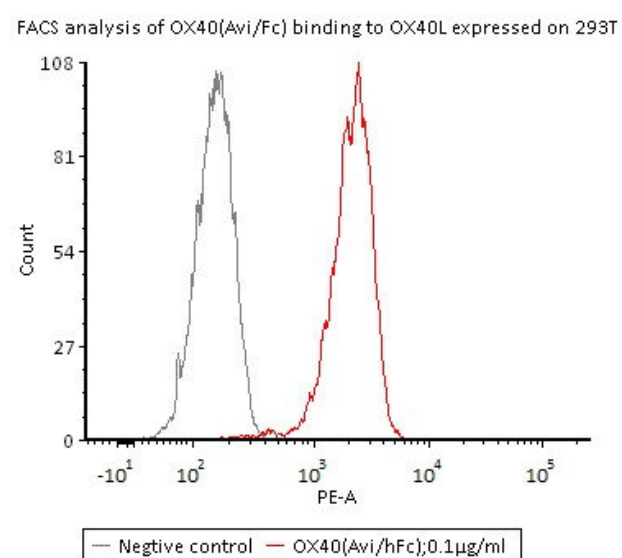


BIOSYSTEMS
Acro



Immobilized Human OX40 Ligand Protein, His Tag (Cat. No. OXL-H5243) at 2 µg/mL (100 µL/well) can bind Biotinylated Human OX40, Fc,Avitag (Cat. No. OX0-H82F7) with a linear range of 2-78 ng/mL (QC tested).

Bioactivity-FACS



FACS assay shows that recombinant Biotinylated Human OX40, Fc,Avitag (Cat. No. OX0-H82F7) can bind to 293T cell overexpressing human OX40L. The concentration of OX40 is 0.1 µg/mL (Routinely tested).

Background

Tumor necrosis factor receptor superfamily member 4 (TNFRSF4) is also known as ACT35 antigen, OX40L receptor, TAX transcriptionally-activated glycoprotein 1 receptor, CD antigen CD134, OX40. OX40 / TNFRSF4 contains four TNFR-Cys repeats. TNFRSF4 is receptor for TNFSF4 / OX40L / GP34 and can interact with TRAF2, TRAF3 and TRAF5.

Clinical and Translational Updates

Discounts, Gifts,
and more!



➤ www.acrobiosystems.com

9/11/2024