



### Synonym

PTK7,CCK4,CCK-4,Tyrosine-protein kinase-like 7,Protein-tyrosine kinase 7,Protein-tyrosine kinase 7

### Source

Cynomolgus / Rhesus macaque PTK7, His Tag (PT7-C52H3) is expressed from human 293 cells (HEK293). It contains AA Ala 39 - Thr 712 (Accession # [A0A2K5VNI5-1](#)). In the region Ala 39 - Thr 712, the AA sequence of Cynomolgus and Rhesus macaque PTK7 are homologous.  
 Predicted N-terminus: Ala 39

### Molecular Characterization

PTK7(Ala 39 - Thr 712)  
 A0A2K5VNI5-1 Poly-his

This protein carries a polyhistidine tag at the C-terminus.

The protein has a calculated MW of 76.5 kDa. The protein migrates as 100-110 kDa when calibrated against [Star Ribbon Pre-stained Protein Marker](#) under reducing (R) condition (SDS-PAGE) due to glycosylation.

### Endotoxin

Less than 1.0 EU per µg by the LAL method.

### Purity

>95% as determined by SDS-PAGE.

### Formulation

Lyophilized from 0.22 µm filtered solution in PBS, pH7.4 with trehalose as protectant.

Contact us for customized product form or formulation.

### Reconstitution

Please see Certificate of Analysis for specific instructions.

*For best performance, we strongly recommend you to follow the reconstitution protocol provided in the CoA.*

### Storage

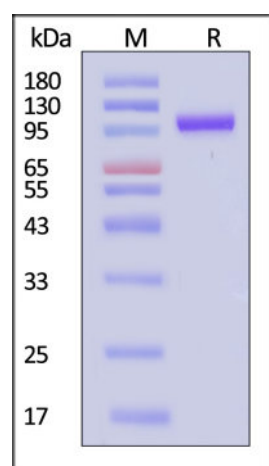
For long term storage, the product should be stored at lyophilized state at -20°C or lower.

*Please avoid repeated freeze-thaw cycles.*

This product is stable after storage at:

- -20°C to -70°C for 12 months in lyophilized state;
- -70°C for 3 months under sterile conditions after reconstitution.

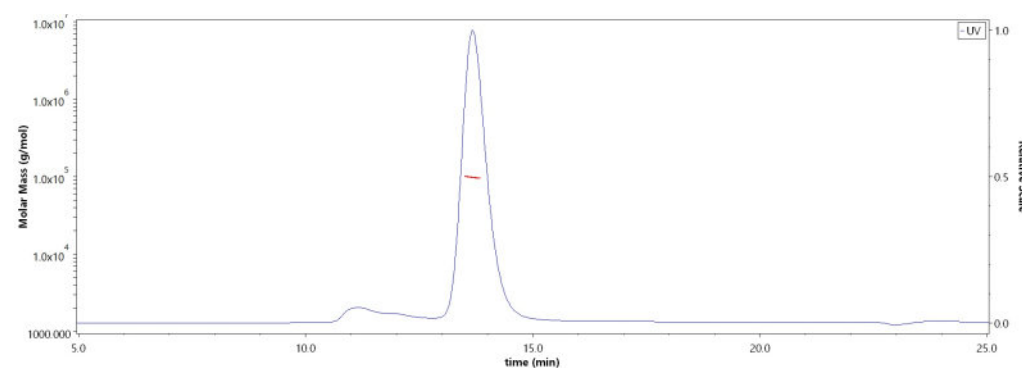
### SDS-PAGE



Cynomolgus / Rhesus macaque PTK7, His Tag on SDS-PAGE under reducing (R) condition. The gel was stained with Coomassie Blue. The purity of the protein is greater than 95% (With [Star Ribbon Pre-stained Protein Marker](#)).

### Bioactivity-ELISA

### SEC-MALS

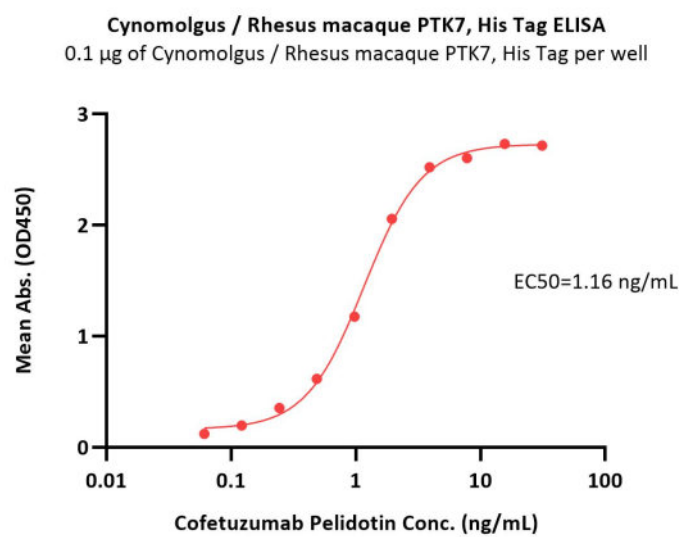


The purity of Cynomolgus / Rhesus macaque PTK7, His Tag (Cat. No. PT7-C52H3) is more than 85% and the molecular weight of this protein is around 80-116 kDa verified by SEC-MALS.

[Report](#)

Discounts, Gifts,  
and more!





Immobilized Cynomolgus / Rhesus macaque PTK7, His Tag (Cat. No. PT7-C52H3) at 1 µg/mL (100 µL/well) can bind Cofetuzumab Pelidotin with a linear range of 0.06-2 ng/mL (Routinely tested).

## Background

PTK7, highly expressed in lung, liver, pancreas, kidney, placenta and melanocytes. Weakly expressed in thyroid gland, ovary, brain, heart and skeletal muscle. Also expressed in erythroleukemia cells. Inactive tyrosine kinase involved in Wnt signaling pathway. Component of both the non-canonical (also known as the Wnt/planar cell polarity signaling) and the canonical Wnt signaling pathway. Functions in cell adhesion, cell migration, cell polarity, proliferation, actin cytoskeleton reorganization and apoptosis. Has a role in embryogenesis, epithelial tissue organization and angiogenesis.

## Clinical and Translational Updates

Discounts, Gifts,  
and more!

