

Biotinylated Human PVRIG Protein, Fc,Avitag™ (HPLC verified)

Catalog # PVG-H82F9



Synonym

C7orf15,C7orf15MGC138295,CD112R,MGC104322,MGC138297,MGC2463,PVRIG,CD112 receptor

Source

Biotinylated Human PVRIG Protein, Fc,Avitag(PVG-H82F9) is expressed from human 293 cells (HEK293). It contains AA Thr 41 - Asp 171 (Accession # [Q6DKI7-1](#)).

Predicted N-terminus: Thr 41

Molecular Characterization

PVRIG(Thr 41 - Asp 171) Q6DKI7-1	Fc(Pro 100 - Lys 330) P01857	Avi
-------------------------------------	---------------------------------	-----

This protein carries a human IgG1 Fc tag at the C-terminus, followed by an Avi tag (Avitag™).

The protein has a calculated MW of 41.9 kDa. The protein migrates as 50-58 kDa under reducing (R) condition (SDS-PAGE) due to glycosylation.

Labeling

Biotinylation of this product is performed using Avitag™ technology. Briefly, the single lysine residue in the Avitag is enzymatically labeled with biotin.

Protein Ratio

Passed as determined by the HABA assay / binding ELISA.

Endotoxin

Less than 1.0 EU per µg by the LAL method.

Purity

>95% as determined by SDS-PAGE.

>90% as determined by SEC-HPLC.

Formulation

Lyophilized from 0.22 µm filtered solution in PBS, pH7.4 with trehalose as protectant.

Contact us for customized product form or formulation.

Reconstitution

Please see Certificate of Analysis for specific instructions.

For best performance, we strongly recommend you to follow the reconstitution protocol provided in the CoA.

Storage


For long term storage, the product should be stored at lyophilized state at -20°C or lower.

Please avoid repeated freeze-thaw cycles.

This product is stable after storage at:

- -20°C to -70°C for 12 months in lyophilized state;
- -70°C for 3 months under sterile conditions after reconstitution.

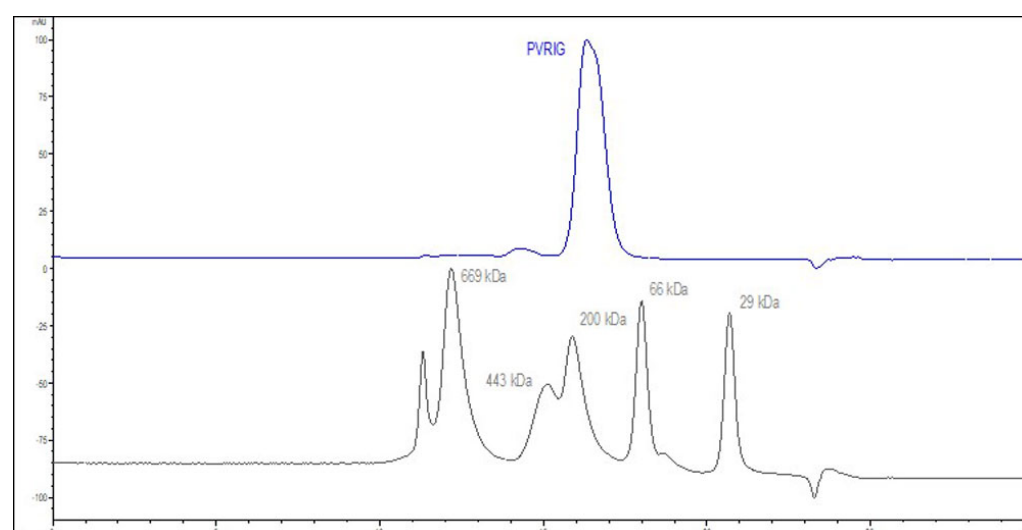
SDS-PAGE



Biotinylated Human PVRIG Protein, Fc,Avitag on SDS-PAGE under reducing (R) condition. The gel was stained with Coomassie Blue. The purity of the protein is greater than 95%.

Bioactivity-ELISA

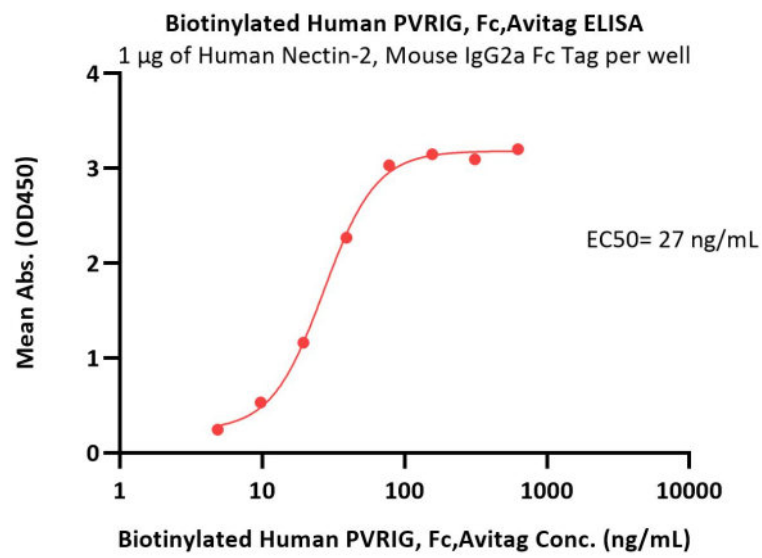
SEC-HPLC



The purity of Biotinylated Human PVRIG Protein, Fc,Avitag (Cat. No. PVG-H82F9) was greater than 90% as determined by SEC-HPLC.

Discounts, Gifts,
and more!





Immobilized Human Nectin-2, Mouse IgG2a Fc Tag (Cat. No. CD2-H5257) at 10 µg/mL (100 µL/well) can bind Biotinylated Human PVRIG Protein, Fc,Avitag (Cat. No. PVG-H82F9) with a linear range of 5-40 ng/mL (QC tested).

Background

Human PVRIG (poliovirus receptor related immunoglobulin domain-containing protein), also known as CD112 receptor (CD112R), is an approximately 34 kDa single transmembrane protein in the poliovirus receptor-like protein (PVR) family. The CD112R gene encodes a putative single transmembrane protein, which is composed of a single extracellular IgV domain, one transmembrane domain, and a long intracellular domain. Notably, the intracellular domain of phatases. The extracellular domain sequence of human and mouse CD112R have 65.3% similarity. CD112R may act as a coinhibitory receptor that suppresses T-cell receptor-mediated signals.

Clinical and Translational Updates

Discounts, Gifts,
and more!

