

Synonym

Spike,S1 protein,Spike glycoprotein Subunit1,S glycoprotein Subunit1,Spike protein S1

Source

SARS-CoV-2 S1 protein (D614G), His Tag(S1N-C5256) is expressed from human 293 cells (HEK293). It contains AA Val 16 - Arg 685 (Accession # [QHD43416.1](#) (D614G)).

Predicted N-terminus: Val 16

Molecular Characterization

This protein carries a polyhistidine tag at the C-terminus

The protein has a calculated MW of 76.8 kDa. The protein migrates as 100-120 kDa under reducing (R) condition (SDS-PAGE) due to glycosylation.

Endotoxin

Less than 1.0 EU per μg by the LAL method.

Purity

>90% as determined by SDS-PAGE.

Formulation

Lyophilized from 0.22 μm filtered solution in PBS, pH7.4 with trehalose as protectant.

Contact us for customized product form or formulation.

Reconstitution

Please see Certificate of Analysis for specific instructions.

For best performance, we strongly recommend you to follow the reconstitution protocol provided in the CoA.


Storage

For long term storage, the product should be stored at lyophilized state at -20°C or lower.

Please avoid repeated freeze-thaw cycles.

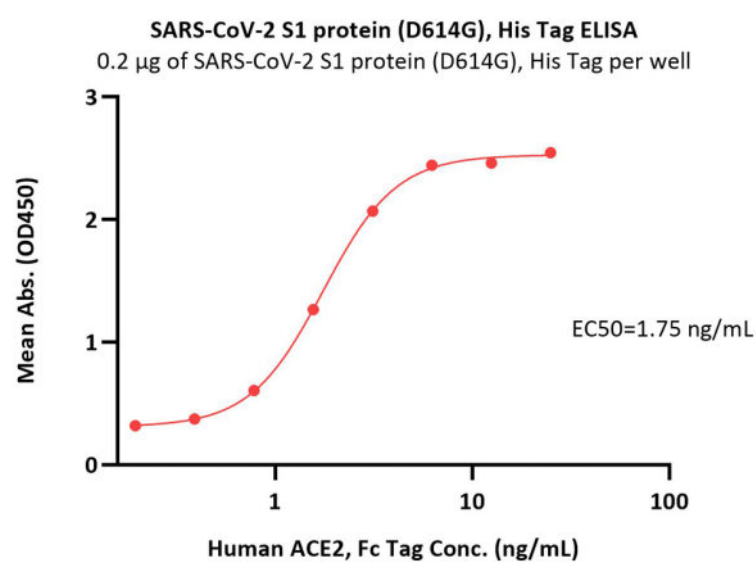
This product is stable after storage at:

- -20°C to -70°C for 12 months in lyophilized state;
- -70°C for 3 months under sterile conditions after reconstitution.

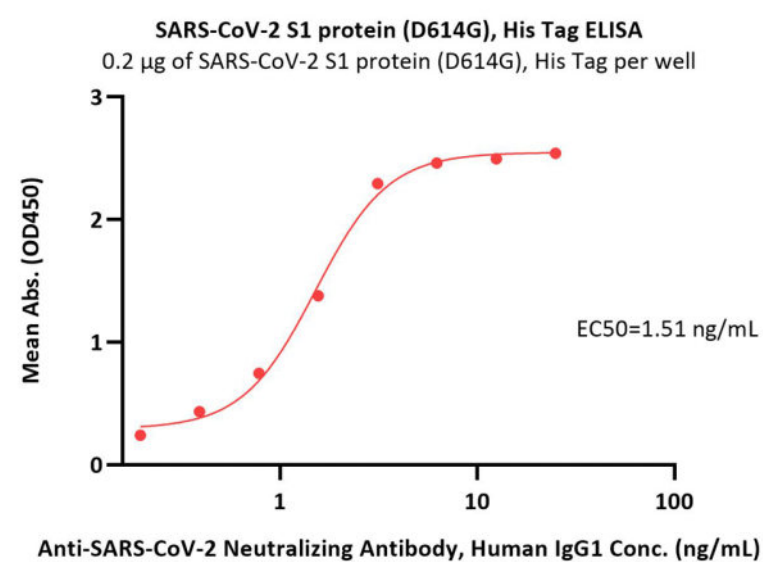
SDS-PAGE

SARS-CoV-2 S1 protein (D614G), His Tag on SDS-PAGE under reducing (R) condition. The gel was stained with Coomassie Blue. The purity of the protein is greater than 90%.

Bioactivity-ELISA

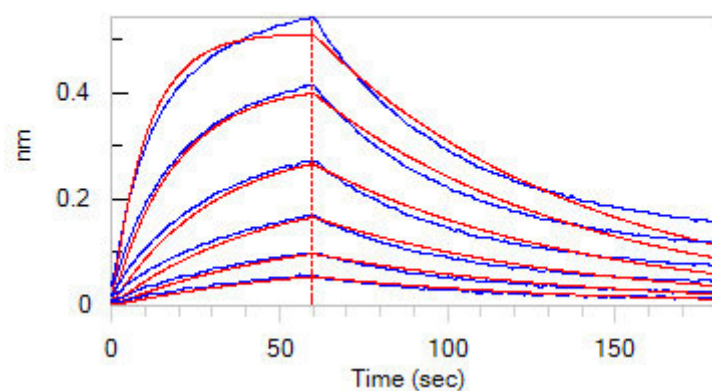


Immobilized SARS-CoV-2 S1 protein (D614G), His Tag (Cat. No. S1N-C5256) at 2 µg/mL (100 µL/well) can bind Human ACE2, Fc Tag (Cat. No. AC2-H5257) with a linear range of 0.2-3 ng/mL (QC tested).



Immobilized SARS-CoV-2 S1 protein (D614G), His Tag (Cat. No. S1N-C5256) at 2 µg/mL (100 µL/well) can bind Anti-SARS-CoV-2 Neutralizing Antibody, Human IgG1 (Cat. No. SAD-S35) with a linear range of 0.2-3 ng/mL (Routinely tested).

Bioactivity-BLI



Loaded Human ACE2, Fc Tag (Cat. No. AC2-H5257) on Protein A Biosensor, can bind SARS-CoV-2 S1 protein (D614G), His Tag (Cat. No. S1N-C5256) with an affinity constant of 76.4 nM as determined in BLI assay (ForteBio Octet Red96e) (Routinely tested).

Background

It's been reported that Coronavirus can infect the human respiratory epithelial cells through interaction with the human ACE2 receptor. The spike protein is a large type I transmembrane protein containing two subunits, S1 and S2. S1 mainly contains a receptor binding domain (RBD), which is responsible for recognizing the cell surface receptor. S2 contains basic elements needed for the membrane fusion. The S protein plays key parts in the induction of neutralizing-antibody and T-cell responses, as well as protective immunity.

Clinical and Translational Updates

Please contact us via TechSupport@acrobiosystems.com if you have any question on this product.