

**Synonym**

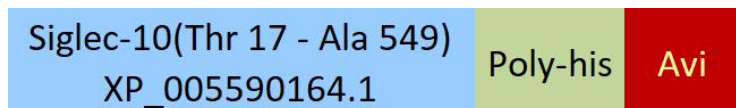
SIGLEC10,MGC126774,PRO940,Siglec10,SLG2

**Source**

Biotinylated Cynomolgus Siglec-10 Protein, His,Avitag(SI0-C82E5) is expressed from human 293 cells (HEK293). It contains AA Thr 17 - Ala 549 (Accession # [XP\\_005590164.1](#) ).

Predicted N-terminus: Thr 17

**Molecular Characterization**



This protein carries a polyhistidine tag at the C-terminus, followed by an Avi tag (Avitag™)

The protein has a calculated MW of 62.0 kDa. The protein migrates as 80-90 kDa when calibrated against [Star Ribbon Pre-stained Protein Marker](#) under reducing (R) condition (SDS-PAGE) due to glycosylation.

**Labeling**

*Biotinylation of this product is performed using Avitag™ technology. Briefly, the single lysine residue in the Avitag is enzymatically labeled with biotin.*

**Protein Ratio**

Passed as determined by the HABA assay / binding ELISA.

**Endotoxin**

Less than 1.0 EU per µg by the LAL method.

**Purity**

>90% as determined by SDS-PAGE.

**Formulation**

Lyophilized from 0.22 µm filtered solution in 50 mM MES, 150 mM NaCl, 0.5 M Arginine, pH5.0 with trehalose as protectant.

Contact us for customized product form or formulation.

**Reconstitution**

Please see Certificate of Analysis for specific instructions.

*For best performance, we strongly recommend you to follow the reconstitution protocol provided in the CoA.*

**Storage**

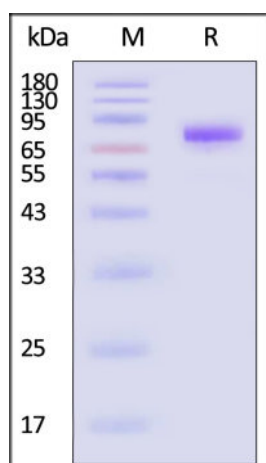
For long term storage, the product should be stored at lyophilized state at -20°C or lower.

*Please avoid repeated freeze-thaw cycles.*

This product is stable after storage at:

- -20°C to -70°C for 12 months in lyophilized state;
- -70°C for 3 months under sterile conditions after reconstitution.

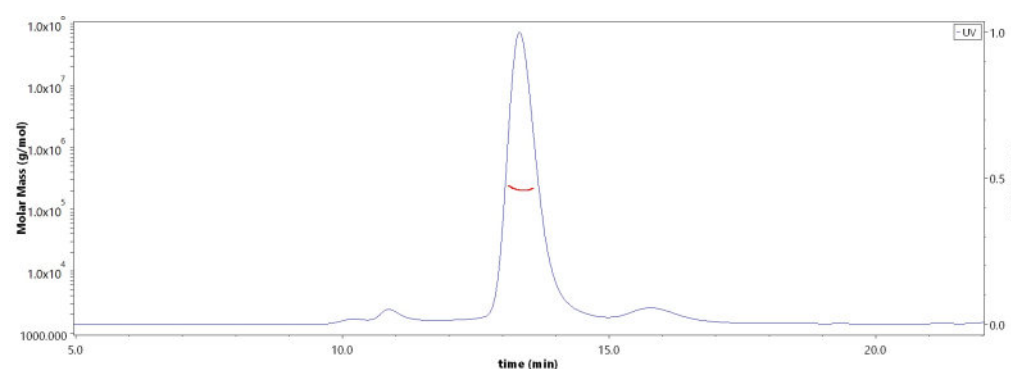
**SDS-PAGE**



Biotinylated Cynomolgus Siglec-10 Protein, His,Avitag on SDS-PAGE under reducing (R) condition. The gel was stained with Coomassie Blue. The purity of the protein is greater than 90% (With [Star Ribbon Pre-stained Protein Marker](#)).

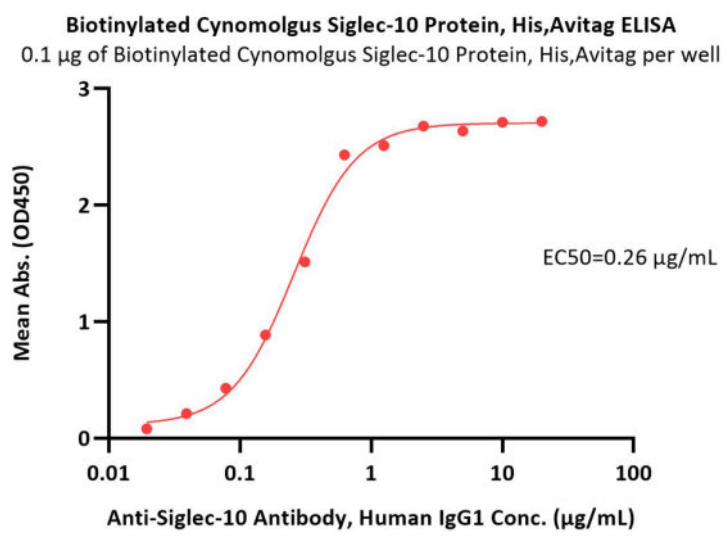
**Bioactivity-ELISA**

**SEC-MALS**



The purity of Biotinylated Cynomolgus Siglec-10 Protein, His,Avitag (Cat. No. S10-C82E5) is more than 85% and the molecular weight of this protein is around 185-215 kDa verified by SEC-MALS.

[Report](#)



Immobilized Biotinylated Cynomolgus Siglec-10 Protein, His,Avitag (Cat. No. SI0-C82E5) at 1 µg/mL (100 µL/well) on streptavidin (Cat. No. STN-N5116) precoated (0.5 µg/well) plate can bind Anti-Siglec-10 Antibody, Human IgG1 with a linear range of 0.02-0.625 µg/mL (QC tested).

## Background

The siglecs (sialic acid-binding Ig-like lectins) are a distinct subset of the Ig superfamily with adhesion-molecule-like structure. We describe here a novel member of the siglec protein family that shares a similar structure including five Ig-like domains, a transmembrane domain, and a cytoplasmic tail containing two ITIM-signaling motifs. Siglec-10 was identified through database mining of an asthmatic eosinophil EST library. The Siglec-10-VAP-1 interaction seems to mediate lymphocyte adhesion to endothelium and has the potential to modify the inflammatory microenvironment via the enzymatic end products.

## Clinical and Translational Updates

Please contact us via [TechSupport@acrobiosystems.com](mailto:TechSupport@acrobiosystems.com) if you have any question on this product.