



## Synonym

CD71, TFRC, TFR, sTfR, TfR1, Trfr, T9, p90

## Source

Biotinylated Mouse Transferrin R / CD71 Protein, Avitag™,His Tag(TFR-M82E3) is expressed from human 293 cells (HEK293). It contains AA Cys 89 - Phe 763 (Accession # [Q62351-1](#) ).

Predicted N-terminus: Gly

## Molecular Characterization



This protein carries an Avi tag (Avitag™) at the N-terminus, followed by a polyhistidine tag.

The protein has a calculated MW of 79.5 kDa. The protein migrates as 85-95 kDa when calibrated against [Star Ribbon Pre-stained Protein Marker](#) under reducing (R) condition (SDS-PAGE) due to glycosylation.

## Labeling

*Biotinylation of this product is performed using Avitag™ technology. Briefly, the single lysine residue in the Avitag is enzymatically labeled with biotin.*

## Protein Ratio

Passed as determined by the HABA assay / binding ELISA.

## Endotoxin

Less than 1.0 EU per µg by the LAL method.

## Purity

>95% as determined by SDS-PAGE.

>90% as determined by SEC-MALS.

## Formulation

Lyophilized from 0.22 µm filtered solution in PBS, pH7.4 with trehalose as protectant.

Contact us for customized product form or formulation.

## Reconstitution

Please see Certificate of Analysis for specific instructions.

*For best performance, we strongly recommend you to follow the reconstitution protocol provided in the CoA.*

## Storage

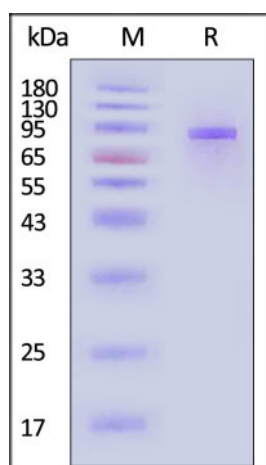
For long term storage, the product should be stored at lyophilized state at -20°C or lower.

*Please avoid repeated freeze-thaw cycles.*

This product is stable after storage at:

- -20°C to -70°C for 12 months in lyophilized state;
- -70°C for 3 months under sterile conditions after reconstitution.

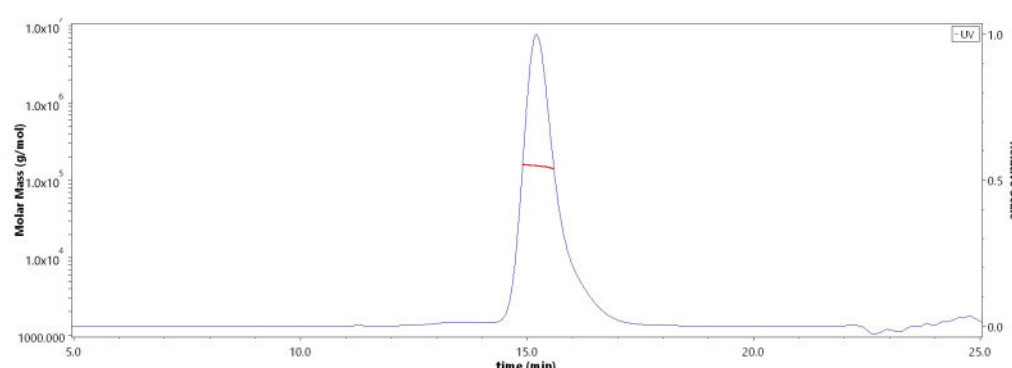
## SDS-PAGE



Biotinylated Mouse Transferrin R / CD71 Protein, Avitag™,His Tag on SDS-PAGE under reducing (R) condition. The gel was stained with Coomassie Blue. The purity of the protein is greater than 95% (With [Star Ribbon Pre-stained Protein Marker](#)).

## Bioactivity-ELISA

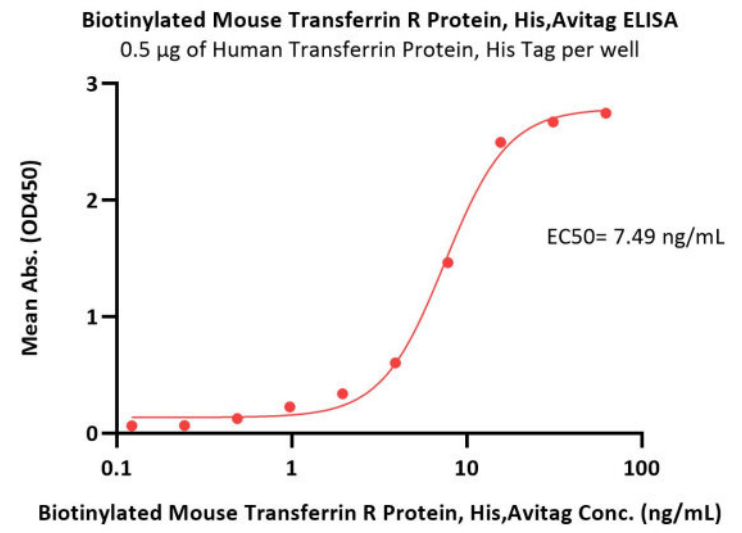
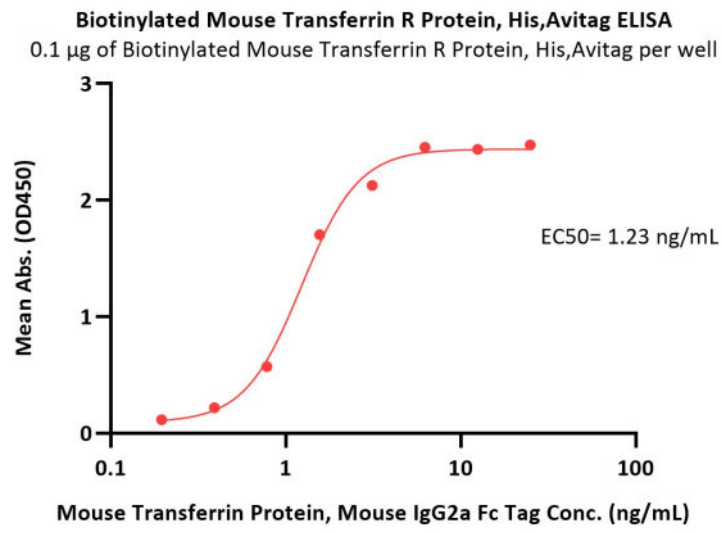
## SEC-MALS



The purity of Biotinylated Mouse Transferrin R / CD71 Protein, Avitag™,His Tag (Cat. No. TFR-M82E3) is more than 90% and the molecular weight of this protein is around 145-180 kDa verified by SEC-MALS. [Report](#)

Discounts, Gifts,  
and more!





Immobilized Biotinylated Mouse Transferrin R Protein, His, Avitag (Cat. No. TFR-M82E3) at 1 µg/mL (100 µL/well) on streptavidin (Cat. No. STN-N5116) precoated (0.5 µg/well) plate can bind Mouse Transferrin Protein, Mouse IgG2a Fc Tag (Cat. No. TRN-M525b) with a linear range of 0.2-6 ng/mL (QC tested).

Immobilized Human Transferrin Protein, His Tag (Cat. No. TRN-H52H3) at 5 µg/mL (100 µL/well) can bind Biotinylated Mouse Transferrin R Protein, His, Avitag (Cat. No. TFR-M82E3) with a linear range of 0.1-16 ng/mL (Routinely tested).

## Background

CD antigen CD71 is also known as Transferrin receptor protein 1, TfR, sTfR, p90, TfR1, Trfr, which belongs to the peptidase M28 family and M28B subfamily. CD71 /TfR contains one PA (protease associated) domain. CD71 / TfR1 is required for iron delivery from transferrin to cells. CD71 is a potential new target in cases of human leukemia & lymphoma. CD71 /TFRC / TfR has been shown to interact with GABARAP and HFE.

## Clinical and Translational Updates

Discounts, Gifts,  
and more!

