



## Synonym

TIGIT, VSIG9, VSTM3

## Source

Mouse TIGIT, Mouse IgG2a Fc Tag(TIT-M5253) is expressed from human 293 cells (HEK293). It contains AA Gly 26 - Thr 143 (Accession # [NP\\_001139797.1](#)).

Predicted N-terminus: Gly 26

## Molecular Characterization

TIGIT(Gly 26 - Thr 143) NP_001139797.1	mFc(Glu 98 - Lys 330) P01863
---	---------------------------------

This protein carries a mouse IgG2a Fc tag at the C-terminus.

The protein has a calculated MW of 39.8 kDa. The protein migrates as 45-50 kDa under reducing (R) condition (SDS-PAGE) due to glycosylation.

## Endotoxin

Less than 0.1 EU per µg by the LAL method.

## Purity

>95% as determined by SDS-PAGE.

>90% as determined by SEC-MALS.

## Formulation

Lyophilized from 0.22 µm filtered solution in PBS, pH7.4 with trehalose as protectant.

Contact us for customized product form or formulation.

## Reconstitution

Please see Certificate of Analysis for specific instructions.

*For best performance, we strongly recommend you to follow the reconstitution protocol provided in the CoA.*

## Storage


For long term storage, the product should be stored at lyophilized state at -20°C or lower.

*Please avoid repeated freeze-thaw cycles.*

This product is stable after storage at:

- -20°C to -70°C for 12 months in lyophilized state;
- -70°C for 3 months under sterile conditions after reconstitution.

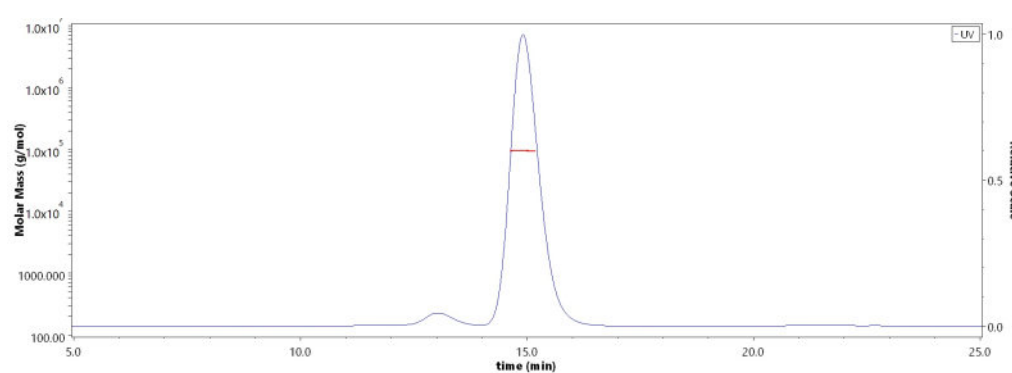
## SDS-PAGE



Mouse TIGIT, Mouse IgG2a Fc Tag on SDS-PAGE under reducing (R) condition. The gel was stained with Coomassie Blue. The purity of the protein is greater than 95%.

## Bioactivity-ELISA

## SEC-MALS

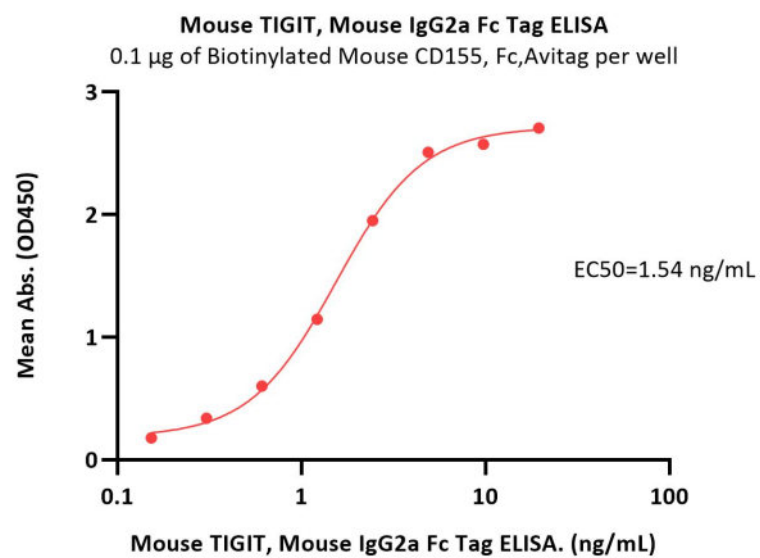


The purity of Mouse TIGIT, Mouse IgG2a Fc Tag (Cat. No. TIT-M5253) is more than 90% and the molecular weight of this protein is around 90-100 kDa verified by SEC-MALS.

[Report](#)

Discounts, Gifts,  
and more!





Immobilized Biotinylated Mouse CD155, Fc,Avitag (Cat. No. CD5-M82F7) at 1 µg/mL (100 µL/well) on streptavidin (Cat. No. STN-N5116) precoated (0.5 µg/well) plate can bind Mouse TIGIT, Mouse IgG2a Fc Tag (Cat. No. TIT-M5253) with a linear range of 0.1-2 ng/mL (QC tested).

## Background

T-cell immunoreceptor with Ig and ITIM domains (TIGIT) is also known as V-set and immunoglobulin domain-containing protein 9 (VSIG9), V-set and transmembrane domain-containing protein 3 (VSTM3), which belongs to single-pass type I membrane protein containing an immunoglobulin variable domain, a transmembrane domain and an immunoreceptor tyrosine-based inhibitory motif (ITIM). TIGIT is expressed at low levels on peripheral memory and regulatory CD4<sup>+</sup> T-cells and NK cells and is up-regulated following activation of these cells (at protein level). TIGIT binds with high affinity to the poliovirus receptor (PVR) which causes increased secretion of IL10 and decreased secretion of IL12B and suppresses T-cell activation by promoting the generation of mature immunoregulatory dendritic cells.

## Clinical and Translational Updates

Please contact us via [TechSupport@acrobiosystems.com](mailto:TechSupport@acrobiosystems.com) if you have any question on this product.

Discounts, Gifts,  
and more!

